

RM series



Water
Management



Energy
Management

Multijaw press fittings

16x2 20x2 26x3 32x3 40x3,5
50x4 63x4,5 75x5 90x7

Datasheet
0509EN  04/2024



RM press fittings are ideal for use in hot and cold water distribution, domestic water or heating/cooling systems.

The wide range of profiles and sizes supported by traditional system components enables to solve with PEX, Pb or multilayer pipes every problem experienced on site set for space limits and technical/economic choices in traditional or manifold-based distributions.

Main characteristics: - enhanced sealing performance with a new fitting profile;
- optional pressing with a wide range of jaws (multijaw pressing).

Special attention has been given to planning and production of the fittings to provide utmost reliability to the components and make the installer's work much easier and safer.

Their main peculiarities are the stainless steel flared bush for easier insertion of the pipe, the bush ring for visual verification of full insertion of the pipe (essential condition for firm pressing), the insulating separator for multilayer pipe joints (the aluminum film may corrode the connection fittings for electrochemical reactions).

The fittings are provided fully assembled and the required pipe size is clearly stamped on the bush.

In chased installations, keep the cement mixture away from the fitting metal parts.

We recommend an inspectionable joint, for example using a flush-mount plastic box or a box insulated from the structure and able to dilate, so as to prevent chemical reactions on the metal surfaces and stresses by thermal dilation.



 VIDEO

Frame the QR code with your smartphone or tablet to view the video tutorial.

Technical data

Technical features




- Temperature range: 5÷110 °C
- Max. working pressure: 10 bar
- Suitable for hydraulic systems (heating, cooling and domestic water)

Materials

- Stamped brass body CW617N - EN 12165 (Ø 16 to 63 mm)
- Cast brass body CC770S - EN 1982 (Ø 75 to 90 mm)
- Brass bush ring CW614N - EN 12164 (Ø 16 to 63 mm)
- Plastic bush ring HD-PE (Ø 75 to 90 mm)
- AISI 304 stainless steel compression bush
- EPDM double black O-Ring, complying with EN 681-1, suitable for domestic water distribution

➤ Main characteristics

Jaws profile

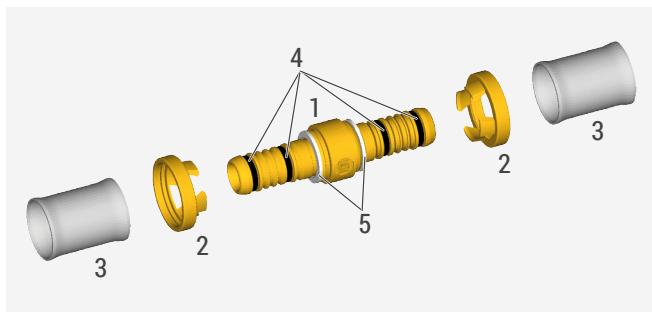
PIPE SIZE [mm]	JAWS PROFILE	
16 x 2	TH - H - U	
20 x 2	TH - H - U	
26 x 3	TH - H	
32 x 3	TH - H - U	
40 x 3,5	TH - U	
50 x 4	TH - U	
63 x 4,5	TH	
75 x 5	U	
90 x 7	U	

Multilayer pipe technical characteristics

PIPE SIZE [mm]	MEAN EXTERNAL Ø [mm]	MEAN INTERNAL Ø [mm]	THICKNESS [mm]
16 x 2	16,0 - 16,2	11,8 - 12,0	2,0 - 2,2
20 x 2	20,0 - 20,2	15,8 - 16,0	2,0 - 2,2
26 x 3	26,0 - 26,25	19,8 - 20,2	3,0 - 3,2
32 x 3	32,0 - 32,25	25,8 - 26,1	3,0 - 3,2
40 x 3,5	40,0 - 40,3	32,95 - 33,2	3,4 - 3,65
50 x 4	50,0 - 50,2	41,55 - 41,8	4,0 - 4,3
63 x 4,5	63,0 - 63,25	53,3 - 53,6	4,6 - 4,9
75 x 5	75,0 - 75,4	64,9 - 65,25	4,83 - 5,17
90 x 7	90,0 - 90,5	75,8 - 76,2	6,75 - 7,24

NOTE. Giacomini RM fittings can be used with multilayer pipes complying with ISO 21003 and technical specifications given above.

Fittings characteristics



- | | |
|---|---|
| 1 | Brass body |
| 2 | Bush ring
(Ø 75 and 90 mm with insulating separator) |
| 3 | Bush |
| 4 | O-Ring |
| 5 | Insulating separator (Ø 16 to 63 mm) |




Bush details












The caption "RM Series" stamped on the bush shows it can be used with various pressing profiles.



Refer to the jaws profiles specified in the instructions or in "Jaws profiles" above.







➤ Versions and product code








SERIES	PRODUCT CODE	SIZE	FITTING TYPE
RM102 	RM102Y003	16 x 2	Straight
	RM102Y007	20 x 2	
	RM102Y009	26 x 3	
	RM102Y011	32 x 3	
	RM102Y014	40 x 3,5	
	RM102Y015	50 x 4	
	RM102Y016	63 x 4,5	
	RM102Y017	75 x 5	
	RM102Y018	90 x 7	
RM103 	RM103Y004	(16 x 2) x (12 x 1,1)	Reducer straight
	RM103Y005	(16 x 2) x (16 x 1,5)	
	RM103Y007	(20 x 2) x (12 x 1,1)	
	RM103Y009	(20 x 2) x (16 x 1,5)	
	RM103Y010	(20 x 2) x (16 x 2)	
	RM103Y016	(26 x 3) x (16 x 2)	
	RM103Y018	(26 x 3) x (20 x 2)	
	RM103Y020	(32 x 3) x (16 x 2)	
	RM103Y021	(32 x 3) x (20 x 2)	
	RM103Y022	(32 x 3) x (26 x 3)	
	RM103Y064	(40 x 3,5) x (26 x 3)	
	RM103Y065	(40 x 3,5) x (32 x 3)	
	RM103Y075	(50 x 4) x (32 x 3)	
	RM103Y076	(50 x 4) x (40 x 3,5)	
	RM103Y086	(63 x 4,5) x (40 x 3,5)	
	RM103Y087	(63 x 4,5) x (50 x 4)	
	RM103Y092	(75 x 5) x (50 x 4)	
	RM103Y093	(75 x 5) x (63 x 4,5)	
RM103Y095	(90 x 7) x (63 x 4,5)		
RM103Y096	(90 x 7) x (75 x 5)		
RM107 	RM107Y023	R 3/8" x (16 x 2)	Straight, male thread
	RM107Y033	R 1/2" x (16 x 2)	
	RM107Y037	R 1/2" x (20 x 2)	
	RM107Y043	R 3/4" x (16 x 2)	
	RM107Y047	R 3/4" x (20 x 2)	
	RM107Y049	R 3/4" x (26 x 3)	
	RM107Y058	R 1" x (26 x 3)	
	RM107Y059	R 1" x (32 x 3)	
	RM107Y066	R 1-1/4" x (40 x 3,5)	
	RM107Y077	R 1-1/2" x (50 x 4)	
	RM107Y078	R 2" x (50 x 4)	
	RM107Y088	R 2" x (63 x 4,5)	
	RM107Y098	R 2-1/2" x (63 x 4,5)	
	RM107Y099	R 2-1/2" x (75 x 5)	
	RM107Y105	R 3" x (90 x 7)	

SERIES	PRODUCT CODE	SIZE	FITTING TYPE
 <p>RM109</p>	RM109Y033	Rp 1/2" x (16 x 2)	Straight, female thread
	RM109Y037	Rp 1/2" x (20 x 2)	
	RM109Y043	Rp 3/4" x (16 x 2)	
	RM109Y047	Rp 3/4" x (20 x 2)	
	RM109Y049	Rp 3/4" x (26 x 3)	
	RM109Y058	Rp 1" x (26 x 3)	
	RM109Y059	Rp 1" x (32 x 3)	
	RM109Y060	Rp 1" x (40 x 3,5)	
	RM109Y066	Rp 1-1/4" x (40 x 3,5)	
	RM109Y076	Rp 1-1/2" x (40 x 3,5)	
	RM109Y077	Rp 1-1/2" x (50 x 4)	
	RM109Y088	Rp 2" x (63 x 4,5)	
	RM109Y098	Rp 2-1/2" x (63 x 4,5)	
	RM109Y099	Rp 2-1/2" x (75 x 5)	
	RM109Y105	Rp 3" x (90 x 7)	
 <p>RM122</p>	RM122Y003	16 x 2	90° elbow
	RM122Y007	20 x 2	
	RM122Y009	26 x 3	
	RM122Y011	32 x 3	
	RM122Y013	40 x 3,5	
	RM122Y014	50 x 4	
	RM122Y015	63 x 4,5	
	RM122Y016	75 x 5	
RM122Y017	90 x 7		
 <p>RM127</p>	RM127Y033	R 1/2" x (16 x 2)	90° elbow, male thread
	RM127Y037	R 1/2" x (20 x 2)	
	RM127Y043	R 3/4" x (16 x 2)	
	RM127Y047	R 3/4" x (20 x 2)	
	RM127Y049	R 3/4" x (26 x 3)	
	RM127Y058	R 1" x (26 x 3)	
	RM127Y059	R 1" x (32 x 3)	
	RM127Y066	R 1-1/4" x (40 x 3,5)	
	RM127Y076	R 1-1/2" x (40 x 3,5)	
	RM127Y077	R 1-1/2" x (50 x 4)	
	RM127Y087	R 2" x (50 x 4)	
	RM127Y088	R 2" x (63 x 4,5)	
RM127Y098	R 2-1/2" x (63 x 4,5)		
 <p>RM128</p>	RM128X014	Ø 16 x (16 x 2)	90° elbow with chrome-plated copper pipe Ø 16 mm length 150 mm
	RM128X034	Ø 16 x (16 x 2)	90° elbow with chrome-plated copper pipe Ø 16 mm length 300 mm
	RM128X074	Ø 16 x (16 x 2)	90° elbow with chrome-plated copper pipe Ø 16 mm length 750 mm

SERIES	PRODUCT CODE	SIZE	FITTING TYPE
RM129 	RM129Y023	Rp 1/2" x (16 x 2)	90° elbow, female thread - long
	RM129Y027	Rp 1/2" x (20 x 2)	
	RM129Y033	Rp 1/2" x (16 x 2)	
	RM129Y037	Rp 1/2" x (20 x 2)	
	RM129Y043	Rp 3/4" x (16 x 2)	90° elbow, female thread
	RM129Y047	Rp 3/4" x (20 x 2)	
	RM129Y049	Rp 3/4" x (26 x 3)	
	RM129Y059	Rp 1" x (32 x 3)	
	RM129Y066	Rp 1-1/4" x (40 x 3,5)	
	RM129Y076	Rp 1-1/2" x (40 x 3,5)	
	RM129Y077	Rp 1-1/2" x (50 x 4)	
	RM129Y087	Rp 2" x (50 x 4)	
	RM129Y088	Rp 2" x (63 x 4,5)	
	RM129Y098	Rp 2-1/2" x (63 x 4,5)	
RM130SP 	RM130PY023	G 3/8"F x (16 x 2)	90° elbow, with ISO228 threaded flat seat nut
	RM130PY033	G 1/2"F x (16 x 2)	
	RM130PY037	G 1/2"F x (20 x 2)	
	RM130PY043	G 3/4"F x (16 x 2)	
	RM130PY047	G 3/4"F x (20 x 2)	
	RM130PY049	G 3/4"F x (26 x 3)	
	RM130PY058	G 1"F x (26 x 3)	
RM138 	RM138Y033	Rp 1/2" x (16 x 2) x (16 x 2)	90° elbow, female thread, with wall-mount bracket and two press connections
	RM138Y038	Rp 1/2" x (20 x 2) x (20 x 2)	
RM139 	RM139Y033	Rp 1/2" x (16 x 2)	90° elbow, female thread, with wall-mount bracket and one press connection
	RM139Y037	Rp 1/2" x (20 x 2)	
	RM139Y049	Rp 3/4" x (26 x 3)	
RM144 	RM144Y009	26 x 3	45° elbow
	RM144Y011	32 x 3	
	RM144Y012	40 x 3,5	
	RM144Y013	50 x 4	
	RM144Y014	63 x 4,5	

SERIES	PRODUCT CODE	SIZE	FITTING TYPE
 <p>RM150</p>	RM150Y003	16 x 2	Tee
	RM150Y007	20 x 2	
	RM150Y009	26 x 3	
	RM150Y011	32 x 3	
	RM150Y012	40 x 3,5	
	RM150Y013	50 x 4	
	RM150Y014	63 x 4,5	
	RM150Y015	75 x 5	
	RM150Y016	90 x 7	
 <p>RM151</p>	RM151Y045	(16 x 2) x (20 x 2) x (16 x 2)	Reducer Tee
	RM151Y063	(20 x 2) x (16 x 2) x (16 x 2)	
	RM151Y064	(20 x 2) x (16 x 2) x (20 x 2)	
	RM151Y065	(20 x 2) x (20 x 2) x (16 x 2)	
	RM151Y067	(20 x 2) x (26 x 3) x (20 x 2)	
	RM151Y083	(26 x 3) x (16 x 2) x (16 x 2)	
	RM151Y084	(26 x 3) x (20 x 2) x (20 x 2)	
	RM151Y085	(26 x 3) x (16 x 2) x (26 x 3)	
	RM151Y086	(26 x 3) x (20 x 2) x (26 x 3)	
	RM151Y089	(26 x 3) x (26 x 3) x (20 x 2)	
	RM151Y090	(32 x 3) x (16 x 2) x (32 x 3)	
	RM151Y094	(32 x 3) x (20 x 2) x (20 x 2)	
	RM151Y095	(32 x 3) x (20 x 2) x (26 x 3)	
	RM151Y091	(32 x 3) x (20 x 2) x (32 x 3)	
	RM151Y092	(32 x 3) x (26 x 3) x (26 x 3)	
	RM151Y093	(32 x 3) x (26 x 3) x (32 x 3)	
	RM151Y145	(40 x 3,5) x (20 x 2) x (40 x 3,5)	
	RM151Y146	(40 x 3,5) x (26 x 3) x (40 x 3,5)	
	RM151Y147	(40 x 3,5) x (32 x 3) x (40 x 3,5)	
	RM151Y148	(40 x 3,5) x (32 x 3) x (32 x 3)	
	RM151Y157	(50 x 4) x (26 x 3) x (50 x 4)	
RM151Y158	(50 x 4) x (32 x 3) x (50 x 4)		
RM151Y159	(50 x 4) x (40 x 3,5) x (50 x 4)		
RM151Y167	(63 x 4,5) x (32 x 3) x (63 x 4,5)		
RM151Y168	(63 x 4,5) x (40 x 3,5) x (63 x 4,5)		
RM151Y169	(63 x 4,5) x (50 x 4) x (63 x 4,5)		
RM151Y178	(75 x 5) x (50 x 4) x (75 x 5)		
RM151Y179	(75 x 5) x (63 x 4,5) x (75 x 5)		
RM151Y188	(90 x 7) x (63 x 4,5) x (90 x 7)		
RM151Y189	(90 x 7) x (75 x 5) x (90 x 7)		

SERIES	PRODUCT CODE	SIZE	FITTING TYPE
 <p>RM154</p>	RM154Y033	(16 x 2) x Rp 1/2" x (16 x 2)	Tee, female thread
	RM154Y037	(20 x 2) x Rp 1/2" x (20 x 2)	
	RM154Y049	(26 x 3) x Rp 3/4" x (26 x 3)	
	RM154Y050	(32 x 3) x Rp 3/4" x (32 x 3)	
	RM154Y056	(40 x 3,5) x Rp 3/4" x (40 x 3,5)	
	RM154Y057	(50 x 4) x Rp 3/4" x (50 x 4)	
	RM154Y059	(32 x 3) x Rp 1" x (32 x 3)	
	RM154Y062	(63 x 4,5) x Rp 1" x (63 x 4,5)	
	RM154Y066	(40 x 3,5) x Rp 1-1/4" x (40 x 3,5)	
	RM154Y068	(50 x 4) x Rp 1-1/4" x (50 x 4)	
	RM154Y076	(40 x 3,5) x Rp 1-1/2" x (40 x 3,5)	
	RM154Y077	(50 x 4) x Rp 1-1/2" x (50 x 4)	
	RM154Y088	(63 x 4,5) x Rp 2" x (63 x 4,5)	
RM154Y098	(63 x 4,5) x Rp 2-1/2" x (63 x 4,5)		
 <p>RM153</p>	RM153Y033	(16 x 2) x R 1/2" x (16 x 2)	Tee, male thread
	RM153Y037	(20 x 2) x R 1/2" x (20 x 2)	
	RM153Y049	(26 x 3) x R 3/4" x (26 x 3)	
	RM153Y059	(32 x 3) x R 1" x (32 x 3)	
 <p>RM158</p>	RM158X034	(16 x 2) x Ø 16 x (16 x 2)	45° sloped Tee, with Ø 16 mm chrome-plated copper pipe length 300 mm
 <p>RM179</p>	RM179X023	B.16 x (16 x 2)	Straight, with base adaptor nickel plated nut
	RM179X033	B.18 x (16 x 2)	
 <p>RM179E</p>	RM179Y113	1/2" x (16 x 2) (Ø 16 mm)	Straight, with Eurocone adaptor nickel plated nut
	RM179Y116	1/2" x (20 x 2) (Ø 16 mm)	
	RM179X103	3/4"E x (16 x 2)	
	RM179X106	3/4"E x (20 x 2)	
 <p>RM179SP</p>	RM179Y043	G 3/8"F x (16 x 2)	Straight, with ISO 228 threaded flat seat nut
	RM179Y053	G 1/2"F x (16 x 2)	
	RM179Y056	G 1/2"F x (20 x 2)	
	RM179Y063	G 3/4"F x (16 x 2)	
	RM179Y066	G 3/4"F x (20 x 2)	
	RM179Y069	G 3/4"F x (26 x 3)	
	RM179Y073	G 1"F x (26 x 3)	
	RM179Y074	G 1"F x (32 x 3)	
	RM179Y082	G 1-1/4"F x (40 x 3,5)	
	RM179Y093	G 1-1/2"F x (50 x 4)	
	RM179Y097	G 2"F x (63 x 4,5)	

SERIES	PRODUCT CODE	SIZE	DESCRIPTION		
RM173 	RM173Y033	16 x 2	Shut-off cock		
	RM173Y037	20 x 2			
RM18 	RM18Y033	G 1/2" F x (16 x 2)	3-piece straight, female thread		
	RM18Y037	G 1/2" F x (20 x 2)			
	RM18Y049	G 3/4" F x (26 x 3)			
RM19 	RM19Y033	G 1/2" F x (16 x 2)	3-piece 90° elbow, female thread		
	RM19Y037	G 1/2" F x (20 x 2)			
	RM19Y049	G 3/4" F x (26 x 3)			
RMV103 	RM103Y112	Ø 12 x (16 x 2)	Straight, with press connection for copper pipe (jaw profile V)		
	RM103Y123	Ø 14 x (16 x 2)			
	RM103Y127	Ø 14 x (20 x 2)			
	RM103Y133	Ø 15 x (16 x 2)			
	RM103Y143	Ø 16 x (16 x 2)			
	RM103Y147	Ø 16 x (20 x 2)			
	RM103Y157	Ø 18 x (20 x 2)			
	RM103Y167	Ø 22 x (20 x 2)			
RP200-1 	RP200Y032	18 V battery pressing tool	18 V battery pressing tool for press fittings, supplied in case. Include: battery charger and N°3 jaws: TH16, TH20, TH26		
	RP201Y012	18 V battery for RP200Y032			
	RP202Y016	Ø 16 - TH profile			
	RP202Y017	Ø 17 - TH profile			
	RP202Y018	Ø 18 - TH profile			
	RP202 	RP202Y020		Ø 20 - TH profile	Jaws for RP200-1 pressing tool
		RP202Y026		Ø 26 - TH profile	
		RP202Y032		Ø 32 - TH profile	
		RP202Y440		Ø 40 - TH profile	
		RP202Y450		Ø 50 - TH profile	
RP203 	RP203Y204	Base jaw for U ring inserts	Base jaw for RP200-1 pressing tool, to be combined with the properly ring inserts		
	RP202Y275	Ring insert Ø 75 - U profile			
	RP202Y290	Ring insert Ø 90 - U profile			

➤ Installation

We recommend complying with the instructions below to prevent damage to the hydraulic sealing elements during installation and obtain an efficient joint.



Cut the pipe 90° to its axis with a cutter (we recommend turning the cutter slightly during this operation) or a roller pipe cutter to prevent ovalizations.



State-of-the-art seal of mechanic press fittings can be obtained only when the pipe and fitting feature corresponding nominal diameter and thickness.

We recommend verifying the component dimensions before pressing to prevent improper assemblies.



Burr and calibrate the pipe internal surface with the special tool (making sure the cutter and pipe have the same size).

Lubricate the pipe internal surface with lubricants suitable for the system materials and use.



Insert the pipe all the way inside the fitting; the correct coupling position of the pipe can be checked visually through the bush ring slots. The bush flared profile makes the insertion easier.



To press the fittings, use a jaw of the same size of the fitting and profile complying with table "Jaws profiles" on page 2:

- open the jaws and make sure there are no debris inside before inserting the fitting;
- insert the fitting in the jaws grooves matching the profiles.
- start pressing and wait for full clamping to block the fitting.

Stay away from the moving mechanisms during this operation to prevent undesired accidents.



Verify proper fitting by looking at the bush ring to verify the correct position of the pipe. This is a one-time operation, in case of improper pressing the pipe must be cut and a new fitting is required to create the joint.

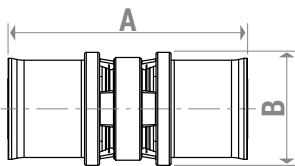
For proper long-lasting operation of the press, plan periodical revisions and keep the jaws clean and lubricated at all times to prevent anomalous stresses during pressing that may affect the mechanism duration.

NOTE. In chased fitting installations, keep the cement mixture away from the component metal parts.

We recommend an inspectionable joint, for example using a flush-mount plastic box or a box insulated from the structure and able to dilate so as to prevent chemical reactions on the metal surface and stresses by thermal dilation.

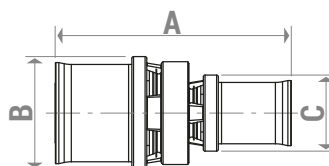
➤ Dimensions

RM102



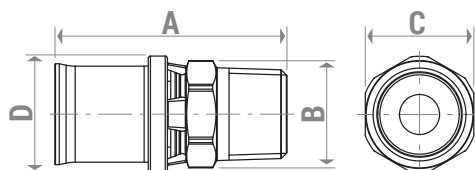
PRODUCT CODE	SIZE	A [mm]	B [mm]
RM102Y003	16 x 2	68	22
RM102Y007	20 x 2	68	26,5
RM102Y009	26 x 3	70	33
RM102Y011	32 x 3	79	39
RM102Y014	40 x 3,5	102	47
RM102Y015	50 x 4	102	57
RM102Y016	63 x 4,5	146	70
RM102Y017	75 x 5	166	84
RM102Y018	90 x 7	168	100

RM103



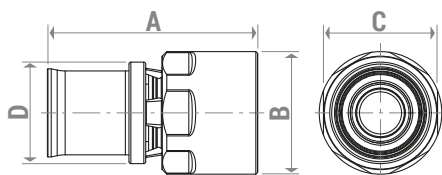
PRODUCT CODE	SIZE	A [mm]	B [mm]	C [mm]
RM103Y004	(16 x 2) x (12 x 1,1)	62	22	18
RM103Y005	(16 x 2) x (16 x 1,5)	68	22	22
RM103Y007	(20 x 2) x (12 x 1,1)	62	26,5	18
RM103Y009	(20 x 2) x (16 x 1,5)	68	26,5	22
RM103Y010	(20 x 2) x (16 x 2)	68	26,5	22
RM103Y016	(26 x 3) x (16 x 2)	69	33	22
RM103Y018	(26 x 3) x (20 x 2)	69	33	26,5
RM103Y020	(32 x 3) x (16 x 2)	74	39	22
RM103Y021	(32 x 3) x (20 x 2)	74	39	26,5
RM103Y022	(32 x 3) x (26 x 3)	74	39	33
RM103Y064	(40 x 3,5) x (26 x 3)	87	47	33
RM103Y065	(40 x 3,5) x (32 x 3)	91,5	47	39
RM103Y075	(50 x 4) x (32 x 3)	91,5	57	39
RM103Y076	(50 x 4) x (40 x 3,5)	102	57	47
RM103Y086	(63 x 4,5) x (40 x 3,5)	124	70	47
RM103Y087	(63 x 4,5) x (50 x 4)	124	70	57
RM103Y092	(75 x 5) x (50 x 4)	142	84	57
RM103Y093	(75 x 5) x (63 x 4,5)	167	84	70
RM103Y095	(90 x 7) x (63 x 4,5)	167	100	70
RM103Y096	(90 x 7) x (75 x 5)	168	100	84

RM107



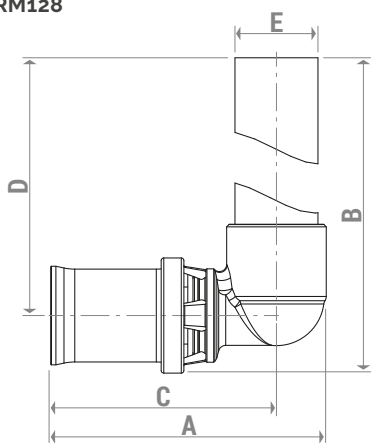
PRODUCT CODE	SIZE	A [mm]	B [mm]	C [mm]	D [mm]
RM107Y023	R 3/8" x (16 x 2)	49,5	20	18	22
RM107Y033	R 1/2" x (16 x 2)	53	24,5	22	22
RM107Y037	R 1/2" x (20 x 2)	53	24,5	22	26,5
RM107Y043	R 3/4" x (16 x 2)	55	30	27	22
RM107Y047	R 3/4" x (20 x 2)	55	30	27	26,5
RM107Y049	R 3/4" x (26 x 3)	56	30	27	33
RM107Y058	R 1" x (26 x 3)	60	38	34	33
RM107Y059	R 1" x (32 x 3)	65	38	34	39
RM107Y066	R 1-1/4" x (40 x 3,5)	86	49	44	47
RM107Y077	R 1-1/2" x (50 x 4)	86	52	49	57
RM107Y078	R 2" x (50 x 4)	97	65	61	57
RM107Y088	R 2" x (63 x 4,5)	120	65	61	70
RM107Y098	R 2-1/2" x (63 x 4,5)	128	83,5	79	70
RM107Y099	R 2-1/2" x (75 x 5)	121	92	85	84
RM107Y105	R 3" x (90 x 7)	125	108	98	99

RM109



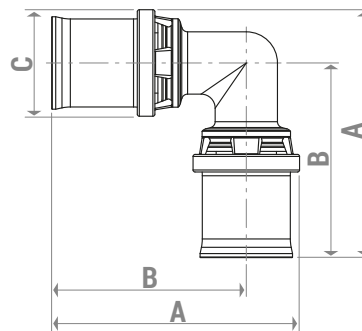
PRODUCT CODE	SIZE	A [mm]	B [mm]	C [mm]	D [mm]
RM109Y033	Rp 1/2" x (16 x 2)	50	26	24	22
RM109Y037	Rp 1/2" x (20 x 2)	50	26	24	26,5
RM109Y043	Rp 3/4" x (16 x 2)	55	32	30	22
RM109Y047	Rp 3/4" x (20 x 2)	55	32	30	26,5
RM109Y049	Rp 3/4" x (26 x 3)	56	33	30	33
RM109Y058	Rp 1" x (26 x 3)	62	38,5	36	33
RM109Y059	Rp 1" x (32 x 3)	66,5	39	36	39
RM109Y060	Rp 1" x (40 x 3,5)	70,5	42	39	47
RM109Y066	Rp 1-1/4" x (40 x 3,5)	76	55	49	47
RM109Y076	Rp 1-1/2" x (40 x 3,5)	81	62	55	47
RM109Y077	Rp 1-1/2" x (50 x 4)	76	62	55	57
RM109Y088	Rp 2" x (63 x 4,5)	102	74,5	66,5	70
RM109Y098	Rp 2-1/2" x (63 x 4,5)	114	92	82	70
RM109Y099	Rp 2-1/2" x (75 x 5)	112,5	92	85	83

RM128



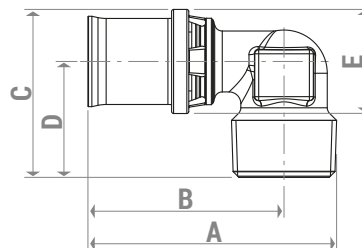
PRODUCT CODE	SIZE	A [mm]	B [mm]	C [mm]	D [mm]	E [mm]
RM128X014	Ø 16 x (16 x 2)	53	161	43,5	150	Ø16
RM128X034	Ø 16 x (16 x 2)	53	311	43,5	300	Ø16
RM128X074	Ø 16 x (16 x 2)	53	761	43,5	750	Ø16

RM122



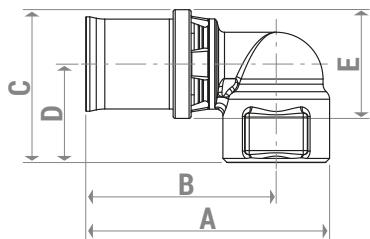
PRODUCT CODE	SIZE	A [mm]	B [mm]	C [mm]
RM122Y003	16 x 2	57,5	46,5	22
RM122Y007	20 x 2	62	48,5	26,5
RM122Y009	26 x 3	69	52,5	33
RM122Y011	32 x 3	80	60	39
RM122Y013	40 x 3,5	104,5	81	47
RM122Y014	50 x 4	114,5	86	57
RM122Y015	63 x 4,5	146	111	70
RM122Y016	75 x 5	170	128,5	83
RM122Y017	90 x 7	186	136	100

RM127



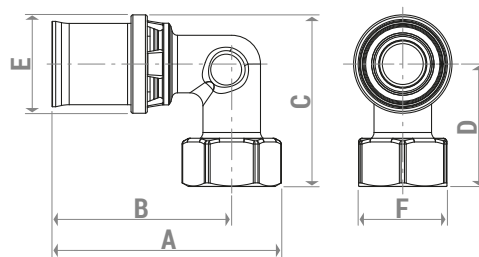
PRODUCT CODE	SIZE	A [mm]	B [mm]	C [mm]	D [mm]	E [mm]
RM127Y033	R 1/2" x (16 x 2)	57	46,5	37	26	22
RM127Y037	R 1/2" x (20 x 2)	57	46,5	41	28	26,5
RM127Y043	R 3/4" x (16 x 2)	63,5	50	39	27,5	22
RM127Y047	R 3/4" x (20 x 2)	63,5	50	43	29,5	33
RM127Y049	R 3/4" x (26 x 3)	65	51	49	32,5	33
RM127Y058	R 1" x (26 x 3)	72,5	55,5	54,5	38	33
RM127Y059	R 1" x (32 x 3)	77	60	57,5	38	39
RM127Y066	R 1-1/4" x (40 x 3,5)	102	81	81	57,5	47
RM127Y076	R 1-1/2" x (40 x 3,5)	110	86	81	57,5	47
RM127Y077	R 1-1/2" x (50 x 4)	110	86	86	57,5	57
RM127Y087	R 2" x (50 x 4)	128,5	98,5	96	67,5	57
RM127Y088	R 2" x (63 x 4,5)	148,5	118,5	102,5	67,5	70
RM127Y098	R 2-1/2" x (63 x 4,5)	156,5	118,5	110	75	70

RM129



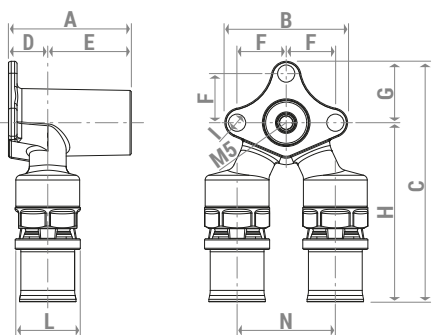
PRODUCT CODE	SIZE	A [mm]	B [mm]	C [mm]	D [mm]	E [mm]
RM129Y023	Rp 1/2" x (16 x 2)	59,5	46,5	46	34,5	22
RM129Y027	Rp 1/2" x (20 x 2)	59,5	46,5	48	35	26,5
RM129Y033	Rp 1/2" x (16 x 2)	59,5	46,5	35	24	22
RM129Y037	Rp 1/2" x (20 x 2)	59,5	46,5	37	24	26,5
RM129Y043	Rp 3/4" x (16 x 2)	67	51,5	41	30	22
RM129Y047	Rp 3/4" x (20 x 2)	67	51,5	43	30	26,5
RM129Y049	Rp 3/4" x (26 x 3)	68	52,5	46,5	30	33
RM129Y059	Rp 1" x (32 x 3)	79,5	60	54,5	35	39
RM129Y066	Rp 1-1/4" x (40 x 3,5)	105,5	81	81	57,5	47
RM129Y076	Rp 1-1/2" x (40 x 3,5)	113,5	86	81	57,5	47
RM129Y077	Rp 1-1/2" x (50 x 4)	113,5	86	86	57,5	57
RM129Y087	Rp 2" x (50 x 4)	132	94,5	96	67,5	57
RM129Y088	Rp 2" x (63 x 4,5)	154	120,5	102,5	67,5	70
RM129Y098	Rp 2-1/2" x (63 x 4,5)	161,5	120,5	110	75	70

RM130SP



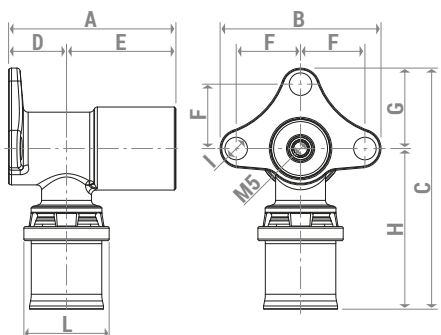
PRODUCT CODE	SIZE	A [mm]	B [mm]	C [mm]	D [mm]	E [mm]	F [mm]
RM130PY023	G 3/8" F x (16 x 2)	57	46,5	44,5	33,5	22	19
RM130PY033	G 1/2" F x (16 x 2)	60	46,5	44,5	33	22	24
RM130PY037	G 1/2" F x (20 x 2)	62	48,5	46	33	26,5	24
RM130PY043	G 3/4" F x (16 x 2)	64	46,5	44	32,5	22	30
RM130PY047	G 3/4" F x (20 x 2)	66	48,5	46	32,5	26,5	30
RM130PY049	G 3/4" F x (26 x 3)	70	52,5	58	41,5	33	30
RM130PY058	G 1" F x (26 x 3)	73,5	52,5	62	45,5	33	42

RM138



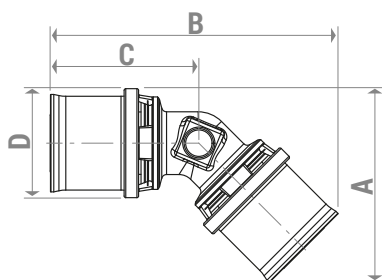
PRODUCT CODE	SIZE	A [mm]	B [mm]	C [mm]	D [mm]	E [mm]	F [mm]	G [mm]	H [mm]	I [mm]	L [mm]	N [mm]
RM138Y033	Rp 1/2" x (16 x 2)	50	50	98	16	34	20	25	73	7	22	40
RM138Y038	Rp 1/2" x (20 x 2)	50	50	98	16	34	20	25	73	7	26,5	40

RM139



PRODUCT CODE	SIZE	A [mm]	B [mm]	C [mm]	D [mm]	E [mm]	F [mm]	G [mm]	H [mm]	I [mm]	L [mm]
RM139Y033	Rp 1/2" x (16 x 2)	52	50	75	16	36	20	25	50	7	22
RM139Y037	Rp 1/2" x (20 x 2)	52	50	75	18	34	20	25	50	7	26,5
RM139Y049	Rp 3/4" x (26 x 3)	60	50	76	20	40	20	25	51	7	33

RM144

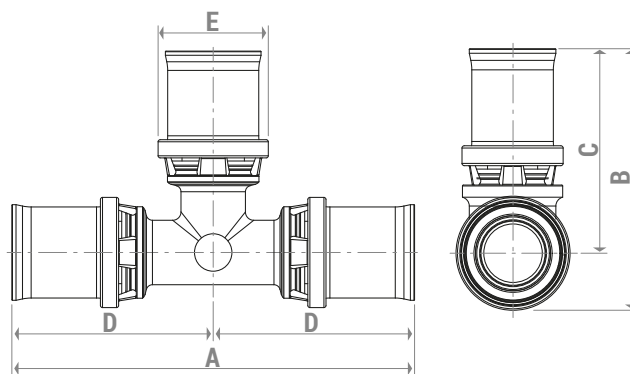


PRODUCT CODE	SIZE	A [mm]	B [mm]	C [mm]	D [mm]
RM144Y009	26 x 3	59	87	45	33
RM144Y011	32 x 3	70	103	53	39
RM144Y012	40 x 3,5	92	145	76	47
RM144Y013	50 x 4	104	156	81	57
RM144Y014	63 x 4,5	135	199	108	70

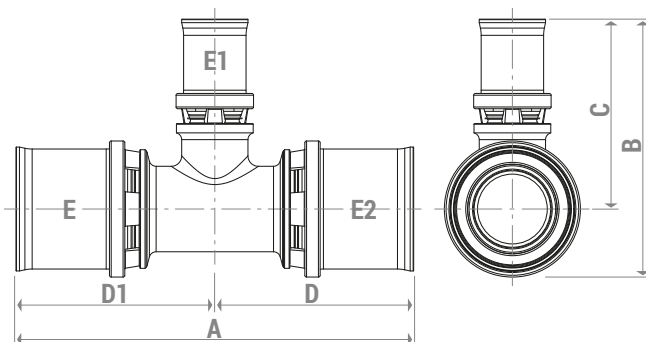
RM151

PRODUCT CODE	SIZE (ExE1xE2)	A [mm]	B [mm]	C [mm]	D [mm]	D1 [mm]
RM151Y045	(16 x 2) x (20 x 2) x (16 x 2)	97	57,5	46,5	48,5	48,5
RM151Y063	(20 x 2) x (16 x 2) x (16 x 2)	93	62	48,5	46,5	46,5
RM151Y064	(20 x 2) x (16 x 2) x (20 x 2)	93	62	48,5	46,5	46,5
RM151Y065	(20 x 2) x (20 x 2) x (16 x 2)	97	62	48,5	48,5	48,5
RM151Y067	(20 x 2) x (26 x 3) x (20 x 2)	103	63	49,5	51,5	51,5
RM151Y083	(26 x 3) x (16 x 2) x (16 x 2)	98	68	51,5	48,5	49,5
RM151Y084	(26 x 3) x (20 x 2) x (20 x 2)	98	68	51,5	48,5	49,5
RM151Y085	(26 x 3) x (16 x 2) x (26 x 3)	95	68	51,5	47,5	47,5
RM151Y086	(26 x 3) x (20 x 2) x (26 x 3)	99	68	51,5	49,5	49,5
RM151Y089	(26 x 3) x (26 x 3) x (20 x 2)	104	69	52,5	51,5	52,5
RM151Y090	(32 x 3) x (16 x 2) x (32 x 3)	114	74	54,5	57	57
RM151Y094	(32 x 3) x (20 x 2) x (20 x 2)	108,5	74	54,5	57	51,5
RM151Y095	(32 x 3) x (20 x 2) x (26 x 3)	109,5	74	54,5	57	52,5
RM151Y091	(32 x 3) x (20 x 2) x (32 x 3)	114	74	54,5	57	57
RM151Y092	(32 x 3) x (26 x 3) x (26 x 3)	109,5	75	55,5	57	52,5
RM151Y093	(32 x 3) x (26 x 3) x (32 x 3)	114	75	55,5	57	57
RM151Y145	(40 x 3,5) x (20 x 2) x (40 x 3,5)	162	82	58,5	81	81
RM151Y146	(40 x 3,5) x (26 x 3) x (40 x 3,5)	162	83	59,5	81	81
RM151Y147	(40 x 3,5) x (32 x 3) x (40 x 3,5)	162	92	68,5	81	81
RM151Y148	(40 x 3,5) x (32 x 3) x (32 x 3)	149,5	92	68,5	81	68,5
RM151Y157	(50 x 4) x (26 x 3) x (50 x 4)	172	92,5	64	86	86
RM151Y158	(50 x 4) x (32 x 3) x (50 x 4)	172	97	68,5	86	86
RM151Y159	(50 x 4) x (40 x 3,5) x (50 x 4)	172	112	83,5	86	86
RM151Y167	(63 x 4,5) x (32 x 3) x (63 x 4,5)	226	110,5	75,5	113	113
RM151Y168	(63 x 4,5) x (40 x 3,5) x (63 x 4,5)	226	121	86	113	113
RM151Y169	(63 x 4,5) x (50 x 4) x (63 x 4,5)	208	120	85	104	104
RM151Y178	(75 x 5) x (50 x 4) x (75 x 5)	255	141	99	127,5	127,5
RM151Y179	(75 x 5) x (63 x 4,5) x (75 x 5)	255	163	121	127,5	127,5
RM151Y188	(90 x 7) x (63 x 4,5) x (90 x 7)	273	172	122	136,5	136,5
RM151Y189	(90 x 7) x (75 x 5) x (90 x 7)	273	179	129	136,5	136,5

RM150

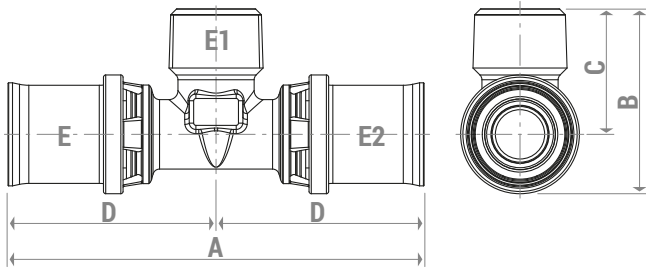


PRODUCT CODE	SIZE	A [mm]	B [mm]	C [mm]	D [mm]	E [mm]
RM150Y003	16 x 2	93	57,5	46,5	46,5	22
RM150Y007	20 x 2	97	62	48,5	48,5	26,5
RM150Y009	26 x 3	105	69	52,5	52,5	33
RM150Y011	32 x 3	120	79,5	60	60	39
RM150Y012	40 x 3,5	162	104,5	81	81	47
RM150Y013	50 x 4	172	114,5	86	86	57
RM150Y014	63 x 4,5	226	148	113	113	70
RM150Y015	75 x 5	255	170	128	127,5	84
RM150Y016	90 x 7	272	185	135	136	100



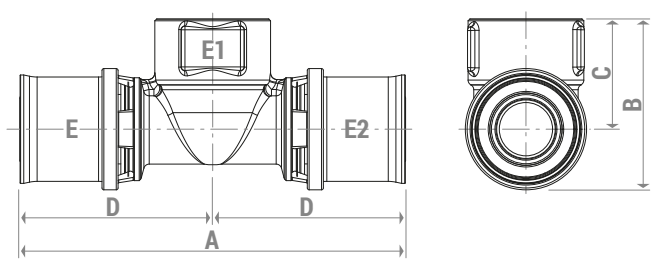
Giacomini S.p.A.
 Via per Alzo 39, 28017 San Maurizio d'Opaglio (NO) Italia
 consulenza.prodotti@giacomini.com
 ☎ +39 0322 923372 - giacomini.com

RM153



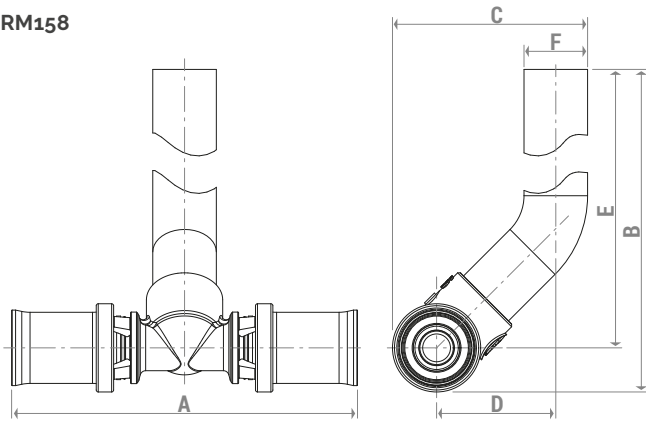
PRODUCT CODE	SIZE (ExE1xE2)	A [mm]	B [mm]	C [mm]	D [mm]
RM153Y033	(16 x 2) x R 1/2" x (16 x 2)	93	37	26	46,5
RM153Y037	(20 x 2) x R 1/2" x (20 x 2)	93	41	28	46,5
RM153Y049	(26 x 3) x R 3/4" x (26 x 3)	102	49	32,5	51
RM153Y059	(32 x 3) x R 1" x (32 x 3)	120	57,5	38	60

RM154



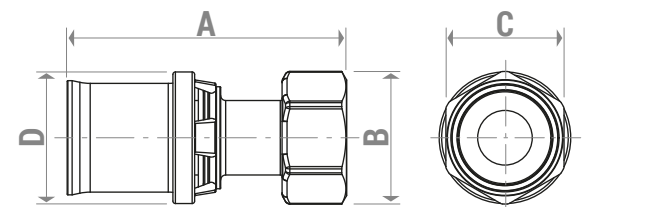
PRODUCT CODE	SIZE (ExE1xE2)	A [mm]	B [mm]	C [mm]	D [mm]
RM154Y033	(16 x 2) x Rp 1/2" x (16 x 2)	93	35	24	46,5
RM154Y037	(20 x 2) x Rp 1/2" x (20 x 2)	93	37	24	46,5
RM154Y049	(26 x 3) x Rp 3/4" x (26 x 3)	105	46,5	30	52,5
RM154Y050	(32 x 3) x Rp 3/4" x (32 x 3)	120	54,5	35	60
RM154Y056	(40 x 3,5) x Rp 3/4" x (40 x 3,5)	172	68,5	45	86
RM154Y057	(50 x 4) x Rp 3/4" x (50 x 4)	172	73,5	45	86
RM154Y059	(32 x 3) x Rp 1" x (32 x 3)	120	54,5	35	60
RM154Y062	(63 x 4,5) x Rp 1" x (63 x 4,5)	241	87,5	52,5	120,5
RM154Y066	(40 x 3,5) x Rp 1-1/4" x (40 x 3,5)	172	81	57,5	86
RM154Y068	(50 x 4) x Rp 1-1/4" x (50 x 4)	172	86	57,5	86
RM154Y076	(40 x 3,5) x Rp 1-1/2" x (40 x 3,5)	172	81	57,5	86
RM154Y077	(50 x 4) x Rp 1-1/2" x (50 x 4)	172	86	57,5	86
RM154Y088	(63 x 4,5) x Rp 2" x (63 x 4,5)	241	102,5	67,5	120,5
RM154Y098	(63 x 4,5) x Rp 2-1/2" x (63 x 4,5)	241	110	75	121

RM158



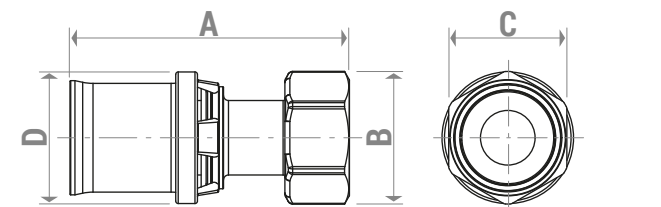
PRODUCT CODE	SIZE (ExE1xE2)	A [mm]	B [mm]	C [mm]	D [mm]	E [mm]	F [mm]
RM158X034	(16 x 2) x Ø 16 x (16 x 2)	87	311	49	30	300	Ø16

RM179



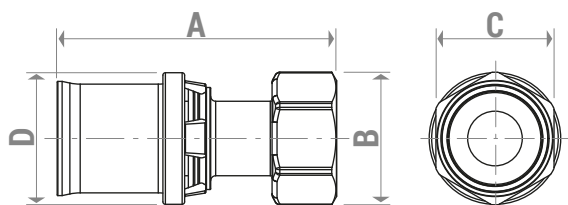
PRODUCT CODE	SIZE	A [mm]	B [mm]	C [mm]	D [mm]
RM179X023	B.16 x (16 x 2)	44	30	27	22
RM179X033	B.18 x (16 x 2)	45	32	29	22

RM179E



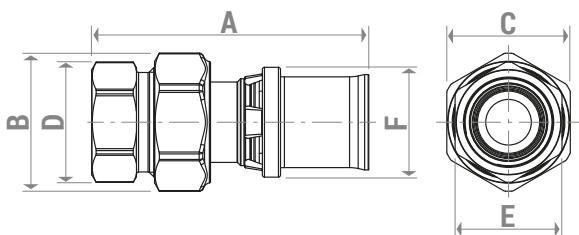
PRODUCT CODE	SIZE	A [mm]	B [mm]	C [mm]	D [mm]
RM179Y113	1/2" x (16 x 2) (Ø 16 mm)	50	27	24	22
RM179Y116	1/2" x (20 x 2) (Ø 16 mm)	56	27	24	26,5
RM179X103	3/4"E x (16 x 2)	49	33,5	30	22
RM179X106	3/4"E x (20 x 2)	54	33,5	30	26,5

RM179SP



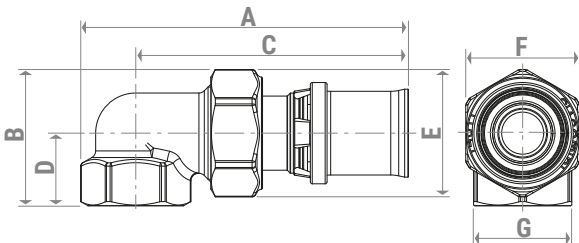
PRODUCT CODE	SIZE	A [mm]	B [mm]	C [mm]	D [mm]
RM179Y043	G 3/8" F x (16 x 2)	56	21	19	22
RM179Y053	G 1/2" F x (16 x 2)	53	27	24	22
RM179Y056	G 1/2" F x (20 x 2)	56	27	24	26,5
RM179Y063	G 3/4" F x (16 x 2)	49	33,5	30	22
RM179Y066	G 3/4" F x (20 x 2)	53,5	33,5	30	26,5
RM179Y069	G 3/4" F x (26 x 3)	58	33,5	30	33
RM179Y073	G 1" F x (26 x 3)	56	42	38	33
RM179Y074	G 1" F x (32 x 3)	71,5	41,5	37	39
RM179Y082	G 1-1/4" F x (40 x 3,5)	78	51	46	47
RM179Y093	G 1-1/2" F x (50 x 4)	77	59	53	57
RM179Y097	G 2" F x (63 x 4,5)	108	72,5	65	70

RM18



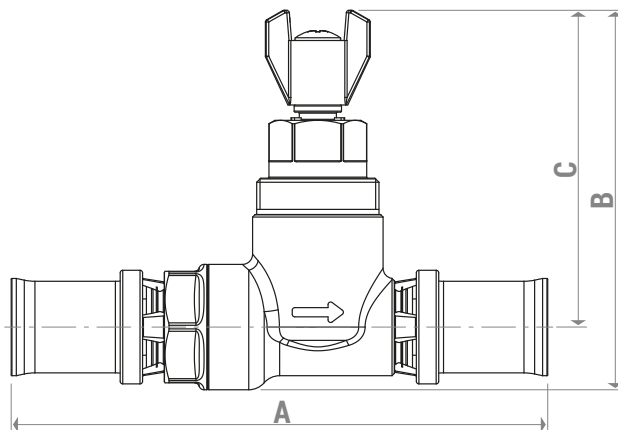
PRODUCT CODE	SIZE	A [mm]	B [mm]	C [mm]	D [mm]	E [mm]	F [mm]
RM18Y033	G 1/2" F x (16 x 2)	62,5	33	30	29	26	22
RM18Y037	G 1/2" F x (20 x 2)	67	33	30	29	26	26,5
RM18Y049	G 3/4" F x (26 x 3)	72	42	38	35	32	33

RM19



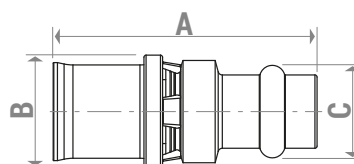
PRODUCT CODE	SIZE	A [mm]	B [mm]	C [mm]	D [mm]	E [mm]	F [mm]	G [mm]
RM19Y033	G 1/2" F x (16 x 2)	81	36	67	19	33	30	26
RM19Y037	G 1/2" F x (20 x 2)	86	36	71	19	33	30	26
RM19Y049	G 3/4" F x (26 x 3)	100	44	82	22,5	42	38	32

RM173



PRODUCT CODE	SIZE	A [mm]	B [mm]	C [mm]
RM173Y033	16 x 2	105	62	74
RM173Y037	20 x 2	105	62	75

RMV103



PRODUCT CODE	SIZE	A [mm]	B [mm]	C [mm]
RM103Y112	Ø 12 x (16 x 2)	57	22	19,5
RM103Y123	Ø 14 x (16 x 2)	62	22	22
RM103Y127	Ø 14 x (20 x 2)	62	22	26,5
RM103Y133	Ø 15 x (16 x 2)	62	22	23
RM103Y143	Ø 16 x (16 x 2)	62	22	23,7
RM103Y147	Ø 16 x (20 x 2)	62	26,5	23,7
RM103Y157	Ø 18 x (20 x 2)	62	26,5	26
RM103Y167	Ø 22 x (20 x 2)	62	26,5	30,6

Product specifications

RM102

Straight multijaw press fitting. Stamped brass body CW617N - EN 12165 (Ø 16 to 63 mm); cast brass body CC770S - EN 1982 (Ø 75 to 90 mm). For multilayer or plastic pipes. EPDM double black O-Ring, complying with EN 681-1. For hydraulic systems. AISI 304 stainless steel compression bush. Press profile TH, H, U for Ø 16, 20, 32 mm - TH, H for Ø 26 mm - TH, U for Ø 40, 50 mm - TH for Ø 63 mm - U for Ø 75, 90 mm. Temperature range 5+110 °C. Max. working pressure 10 bar.

RM103

Reducer straight multijaw press fitting. Stamped brass body CW617N - EN 12165 (Ø 16 to 63 mm); cast brass body CC770S - EN 1982 (Ø 75 to 90 mm). For multilayer or plastic pipes. EPDM double black O-Ring, complying with EN 681-1. For hydraulic systems. AISI 304 stainless steel compression bush. Press profile TH, H, U for Ø 16, 20, 32 mm - TH, H for Ø 26 mm - TH, U for Ø 40, 50 mm - TH for Ø 63 mm - U for Ø 75, 90 mm. Temperature range 5+110 °C. Max. working pressure 10 bar.

RM107

Straight multijaw press fitting, male thread. Stamped brass body CW617N - EN 12165 (Ø 16 to 63 mm); cast brass body CC770S - EN 1982 (Ø 75 to 90 mm). For multilayer or plastic pipes. EPDM double black O-Ring, complying with EN 681-1. For hydraulic systems. AISI 304 stainless steel compression bush. Press profile TH, H, U for Ø 16, 20, 32 mm - TH, H for Ø 26 mm - TH, U for Ø 40, 50 mm - TH for Ø 63 mm - U for Ø 75, 90 mm. Temperature range 5+110 °C. Max. working pressure 10 bar.

RM109

Straight multijaw press fitting, female thread. Stamped brass body CW617N - EN 12165 (Ø 16 to 63 mm); cast brass body CC770S - EN 1982 (Ø 75 to 90 mm). For multilayer or plastic pipes. EPDM double black O-Ring, complying with EN 681-1. For hydraulic systems. AISI 304 stainless steel compression bush. Press profile TH, H, U for Ø 16, 20, 32 mm - TH, H for Ø 26 mm - TH, U for Ø 40, 50 mm - TH for Ø 63 mm - U for Ø 75, 90 mm. Temperature range 5+110 °C. Max. working pressure 10 bar.

RM122

90° elbow multijaw press fitting. Stamped brass body CW617N - EN 12165 (Ø 16 to 63 mm); cast brass body CC770S - EN 1982 (Ø 75 to 90 mm). For multilayer or plastic pipes. EPDM double black O-Ring, complying with EN 681-1. For hydraulic systems. AISI 304 stainless steel compression bush. Press profile TH, H, U for Ø 16, 20, 32 mm - TH, H for Ø 26 mm - TH, U for Ø 40, 50 mm - TH for Ø 63 mm - U for Ø 75, 90 mm. Temperature range 5+110 °C. Max. working pressure 10 bar.

RM127

90° elbow multijaw press fitting, male thread. Stamped brass body CW617N - EN 12165. For multilayer or plastic pipes. EPDM double black O-Ring, complying with EN 681-1. For hydraulic systems. AISI 304 stainless steel compression bush. Press profile TH, H, U for Ø 16, 20, 32 mm - TH, H for Ø 26 mm - TH, U for Ø 40, 50 mm - TH for Ø 63 mm. Temperature range 5+110 °C. Max. working pressure 10 bar.

RM128

90° elbow multijaw press fitting, with chrome-plated copper pipe Ø 16 mm. Stamped brass body CW617N - EN 12165. For multilayer or plastic pipes. EPDM double black O-Ring, complying with EN 681-1. For hydraulic systems. AISI 304 stainless steel compression bush. Press profile TH, H, U for Ø 16, 20, 32 mm - TH, H for Ø 26 mm - TH, U for Ø 40, 50 mm - TH for Ø 63 mm. Temperature range 5+110 °C. Max. working pressure 10 bar.

RM129

90° elbow multijaw press fitting, female thread. Stamped brass body CW617N - EN 12165. For multilayer or plastic pipes. EPDM double black O-Ring, complying with EN 681-1. For hydraulic systems. AISI 304 stainless steel compression bush. Press profile TH, H, U for Ø 16, 20, 32 mm - TH, H for Ø 26 mm - TH, U for Ø 40, 50 mm - TH for Ø 63 mm. Temperature range 5+110 °C. Max. working pressure 10 bar.

RM130SP

90° elbow multijaw press fitting, with threaded flat seat nut ISO228. Stamped brass body CW617N - EN 12165. For multilayer or plastic pipes. EPDM double black O-Ring, complying with EN 681-1. For hydraulic systems. AISI 304 stainless steel compression bush. Press profile TH, H, U for Ø 16, 20, 32 mm - TH, H for Ø 26 mm - TH, U for Ø 40, 50 mm - TH for Ø 63 mm. Temperature range 5+110 °C. Max. working pressure 10 bar.

RM138

90° elbow multijaw press fitting, female thread, with wall-mount bracket press fitting and two press connections. Stamped brass body CW617N - EN 12165. For multilayer or plastic pipes. EPDM double black O-Ring, complying with EN 681-1. For hydraulic systems. AISI 304 stainless steel compression bush. Press profile TH, H, U for Ø 16, 20. Temperature range 5+110 °C. Max. working pressure 10 bar.

RM139

90° elbow multijaw press fitting, female thread, with wall-mount bracket and one press connection. Stamped brass body CW617N - EN 12165. For multilayer or plastic pipes. EPDM double black O-Ring, complying with EN 681-1. For hydraulic systems. AISI 304 stainless steel compression bush. Press profile TH, H, U for Ø 16, 20 - TH, H for Ø 26 mm - TH, U for Ø 40, 50 mm - TH for Ø 63 mm. Temperature range 5+110 °C. Max. working pressure 10 bar.

RM144

45° elbow multijaw press fitting. Stamped brass body CW617N - EN 12165. For multilayer or plastic pipes. EPDM double black O-Ring, complying with EN 681-1. For hydraulic systems. AISI 304 stainless steel compression bush. Press profile TH, H, U for Ø 16, 20, 32 mm - TH, H for Ø 26 mm - TH, U for Ø 40, 50 mm - TH for Ø 63 mm. Temperature range 5+110 °C. Max. working pressure 10 bar.

RM150

Tee multijaw press fitting. Stamped brass body CW617N - EN 12165 (Ø 16 to 63 mm); cast brass body CC770S - EN 1982 (Ø 75 to 90 mm). For multilayer or plastic pipes. EPDM double black O-Ring, complying with EN 681-1. For hydraulic systems. AISI 304 stainless steel compression bush. Press profile TH, H, U for Ø 16, 20, 32 mm - TH, H for Ø 26 mm - TH, U for Ø 40, 50 mm - TH for Ø 63 mm - U for Ø 75, 90 mm. Temperature range 5+110 °C. Max. working pressure 10 bar.

10 bar.

RM151

Reducer Tee multijaw press fitting. Stamped brass body CW617N - EN 12165 (Ø 16 to 63 mm); cast brass body CC770S - EN 1982 (Ø 75 to 90 mm). For multilayer or plastic pipes. EPDM double black O-Ring, complying with EN 681-1. For hydraulic systems. AISI 304 stainless steel compression bush. Press profile TH, H, U for Ø 16, 20, 32 mm - TH, H for Ø 26 mm - TH, U for Ø 40, 50 mm - TH for Ø 63 mm - U for Ø 75, 90 mm. Temperature range 5+110 °C. Max. working pressure 10 bar.

RM153

Tee multijaw press fitting, male thread. Stamped brass body CW617N - EN 12165. For multilayer or plastic pipes. EPDM double black O-Ring, complying with EN 681-1. For hydraulic systems. AISI 304 stainless steel compression bush. Press profile TH, H, U for Ø 16, 20, 32 mm - TH, H for Ø 26 mm - TH, U for Ø 40, 50 mm - TH for Ø 63 mm. Temperature range 5+110 °C. Max. working pressure 10 bar.

RM154

Tee multijaw press fitting, female thread. Stamped brass body CW617N - EN 12165. For multilayer or plastic pipes. EPDM double black O-Ring, complying with EN 681-1. For hydraulic systems. AISI 304 stainless steel compression bush. Press profile TH, H, U for Ø 16, 20, 32 mm - TH, H for Ø 26 mm - TH, U for Ø 40, 50 mm - TH for Ø 63 mm. Temperature range 5+110 °C. Max. working pressure 10 bar.

RM158

Tee sloped 45° multijaw press fitting, with chrome plated copper pipe Ø 16 mm. Stamped brass body CW617N - EN 12165. For multilayer or plastic pipes. EPDM double black O-Ring, complying with EN 681-1. For hydraulic systems. AISI 304 stainless steel compression bush. Press profile TH, H, U for Ø 16, 20, 32 mm - TH, H for Ø 26 mm - TH, U for Ø 40, 50 mm - TH for Ø 63 mm. Temperature range 5+110 °C. Max. working pressure 10 bar.

RM173

Bonnet shut-off cock with multijaw press fittings and protection cap. Stamped brass body CW617N - EN 12165. For multilayer or plastic pipes. EPDM double black O-Ring, complying with EN 681-1. For hydraulic systems. AISI 304 stainless steel compression bush. Press profile TH, H, U for Ø 16, 20, 32 mm - TH, H for Ø 26 mm - TH, U for Ø 40, 50 mm - TH for Ø 63 mm. Temperature range 5+110 °C. Max. working pressure 10 bar.

RM179

Straight multijaw press fitting with base adaptor nut. Stamped brass body CW617N - EN 12165. For multilayer or plastic pipes. EPDM double black O-Ring, complying with EN 681-1. For hydraulic systems. AISI 304 stainless steel compression bush. Press profile TH, H, U for Ø 16, 20, 32 mm - TH, H for Ø 26 mm - TH, U for Ø 40, 50 mm - TH for Ø 63 mm. Temperature range 5+110 °C. Max. working pressure 10 bar.

RM179E

Straight multijaw press fitting, with Eurocone adaptor nut. Stamped brass body CW617N - EN 12165. For multilayer or plastic pipes. EPDM double black O-Ring, complying with EN 681-1. For hydraulic systems. AISI 304 stainless steel compression bush.

Press profile TH, H, U for Ø 16, 20, 32 mm - TH, H for Ø 26 mm - TH, U for Ø 40, 50 mm - TH for Ø 63 mm. Temperature range 5+110 °C. Max. working pressure 10 bar.

RM179SP

Straight multijaw press fitting, with threaded flat seat nut ISO228. Stamped brass body CW617N - EN 12165. For multilayer or plastic pipes. EPDM double black O-Ring, complying with EN 681-1. For hydraulic systems. AISI 304 stainless steel compression bush. Press profile TH, H, U for Ø 16, 20, 32 mm - TH, H for Ø 26 mm - TH, U for Ø 40, 50 mm - TH for Ø 63 mm. Temperature range 5+110 °C. Max. working pressure 10 bar.

RM18

Straight 3-piece multijaw press fitting. Stamped brass body CW617N - EN 12165. For multilayer or plastic pipes. EPDM double black O-Ring, complying with EN 681-1. For hydraulic systems. AISI 304 stainless steel compression bush. Press profile TH, H, U for Ø 16, 20, 32 mm - TH, H for Ø 26 mm - TH, U for Ø 40, 50 mm - TH for Ø 63 mm. Temperature range 5+110 °C. Max. working pressure 10 bar.

RM19

90° elbow 3-piece multijaw press fitting. Stamped brass body CW617N - EN 12165. For multilayer or plastic pipes. EPDM double black O-Ring, complying with EN 681-1. For hydraulic systems. AISI 304 stainless steel compression bush. Press profile TH, H, U for Ø 16, 20, 32 mm - TH, H for Ø 26 mm - TH, U for Ø 40, 50 mm - TH for Ø 63 mm. Temperature range 5+110 °C. Max. working pressure 10 bar.

RM103

Straight fitting with multijaw press connection for multilayer or plastic pipes and connection for copper pipe. Brass body CW617N - EN 12165. EPDM double black O-Ring, complying with EN 681-1. For hydraulic systems. AISI 304 stainless steel compression bush. Press profile for multilayer and plastic pipe TH, H, U. Press profile for copper pipe V. Temperature range 5+110 °C. Max. working pressure 10 bar.


Warranty


All products and components by Giacomini undergo a variety of quality controls as a guarantee for their high quality, certified by the quality assurance system in compliance with UNI EN ISO 9001.


All products and components by Giacomini are covered by the guarantee and liability set forth by directives 1994/44/EC, 2001/95/EC and 85/374/EEC.


The warranty will be void when:

- 1) Fittings used for distribution of fluids are not compatible with the materials.
- 2) Flaws are visually detectable upon installation or during seal testing on pressurised systems.
- 3) Installation instructions are not thoroughly complied with.
- 4) Pipes connected to the fittings feature incompatible materials or dimensions.
- 5) Fittings installed with components are not manufactured by Giacomini. The warranty covers the fittings only and not the entire system.

 **Safety Warning.** Installation, commissioning and periodical maintenance of the product must be carried out by qualified operators in compliance with national regulations and/or local standards. A qualified installer must take all required measures, including use of Individual Protection Devices, for his and others' safety. An improper installation may damage people, animals or objects towards which Giacomini S.p.A. may not be held liable.

 **Package Disposal.** Carton boxes: paper recycling. Plastic bags and bubble wrap: plastic recycling.

 **Additional information.** For more information, go to giacomini.com or contact our technical assistance service. This document provides only general indications. Giacomini S.p.A. may change at any time, without notice and for technical or commercial reasons, the items included herewith. The information included in this technical sheet do not exempt the user from strictly complying with the rules and good practice standards in force.

 **Product Disposal.** Do not dispose of product as municipal waste at the end of its life cycle. Dispose of product at a special recycling platform managed by local authorities or at retailers providing this type of service.