

Modular brass manifolds for domestic water, outlets 1/2" flat seat

Datasheet
0797EN 09/2025



R580C



R585C

Modular manifolds for domestic water, made of brass, with or without shut-off cocks.

The manifolds with shut-off cocks are equipped with manual handwheels with identification plates for the various usage points. Optionally, end caps, ball valves and cabinet can be ordered to complete the manifolds.

➤ Versions and product codes

R580C - simple

PRODUCT CODE	CONNECTIONS MANIFOLD x OUTLETS	N. OF OUTLETS
R580CY072	G 3/4" x G 1/2" flat seat Ø adaptor seat 14 mm	2
R580CY073		3
R580CY074		4
R580CY075		5
R580CY076		6
R580CY077		7
R580CY078		8

R585C - with shut-off cocks

PRODUCT CODE	CONNECTIONS MANIFOLD x OUTLETS	N. OF OUTLETS
R585CY072	G 3/4" x G 1/2" flat seat Ø adaptor seat 14 mm	2
R585CY073		3
R585CY074		4
R585CY075		5
R585CY076		6
R585CY077		7
R585CY078		8

⚠WARNING. The manifolds with nr. 5, 6, 7 and 8 outlets are composed of manifolds with nr. 2, 3 or 4 outlets glued together.

The junction of the two manifolds must not be subjected to torsional stresses.

Completion codes

- R599: plastic cabinet with lid, depth 90 mm
- R595-1: plastic cabinet with lid, depth 90 mm
- R598K: pair of plastic supports for R599 and R595-1 cabinets
- R592D: brass end plug, male thread, with self-sealing gasket
- R594: brass end cap, female thread, with gasket
- R179SP: adaptors for plastic or multilayer pipes - R179PY014: 1/2" x (16 x 2)
- RM179SP: multi-jaw press fittings for plastic or multilayer pipes - RM179Y053: 1/2" x (16 x 2); RM179Y056: 1/2" x (20 x 2)
- Shut-off ball valves

► Technical data

Characteristics

- Fluids of use: water, glycol solutions (max. 30 % of glycol)
- Temperature range: 5÷100 °C
- Max. working pressure: 10 bar
- Outlets center distance:
 - manifolds R580C: 35 mm
 - manifolds R585C: 35 mm
- Shut-off cocks with manual handwheel (R585C)

Materials

- Manifold body: CW617N - EN 12165 brass
- Stopper: CW614N - EN 12164 brass
- Handwheel: ABS (R585C)
- Handwheel plates: aluminium (R585C)

► Main features



The manifolds are produced using a moulded body, which gives them a combination of extreme solidity and reduced roughness, obtained by machining to remove burrs on all interior surfaces.

When looking at a cross-section of the R585C manifold, it is evident that the connecting sections have been designed to obtain the widest passage possible.

In addition, the reliability of the shutter closure is guaranteed by the presence of an EPDM gasket for the front seal.

The shut-off valve is made in two pieces, so the bulk of the manifold is independent of the shutter position and does not obstruct it; this feature ensures that under normal operating conditions (i.e. with the shut-off cocks fully or partially open) the handwheels do not prevent the containment cabinet door from closing properly.

On modular manifolds no surface finishing treatment is used, with a view to minimizing the amount of impurities in the alloy, thus complying with the requirements set out by the European Directive EC 98/83.

The handwheels of the R585C manifolds are connected to the shut-off valve by a screw and are equipped with two plates:

- one indicates the corresponding user;
- the other, red or blue, overlaps the first one and promptly displays whether hot or cold domestic water is flowing inside the manifold.

This enables to streamline the quantity of stocked products.

► Installation

▲ WARNING. Installation must be carried out by qualified operators according to the instructions provided.

Assembling the manifold

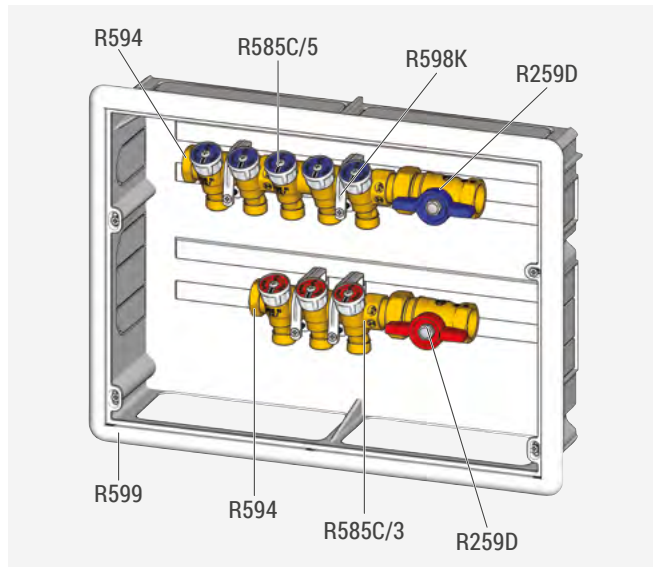
The modular manifolds are available in versions with 2 to 8 outlets and are supplied already assembled, glued together. Thread phasing provides state-of-the-art alignment of the manifolds.

The O-Ring on the male thread ensures proper sealing with no need to use hemp or PTFE.

▲ WARNING. The manifolds with nr. 5, 6, 7 and 8 outlets are composed of manifolds with nr. 2, 3 or 4 outlets glued together.

The junction of the two manifolds must not be subjected to torsional stresses.

Installation in R599 cabinet



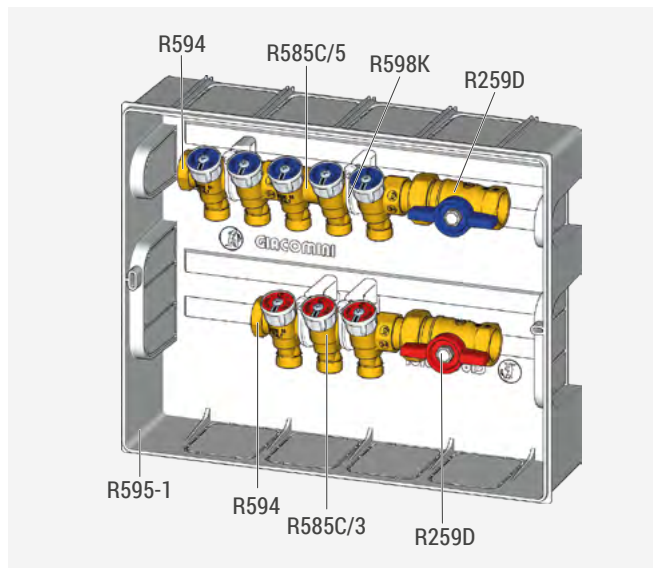
The assembly of the manifolds inside the R599 cabinet using the appropriate R598K sliding supports is carried out using horizontal guide rails, and therefore without constraints on positioning. In addition, by taking advantage of the large openings in the lower part of the cabinet, users can easily install manifolds with different center distances. The cabinet door can be opened without the need of special tools, with a view to enabling rapid intervention to be carried out on the shut-off cocks, whilst closure is maintained by the solid joints attached to the surface of the frame.

The example image shows the R585C manifolds with R594 end caps and R259D ball valves, installed in the R599 cabinet.

For cold domestic water is used a R585C manifold with 5 outlets.

For hot domestic water is used a R585C manifold with 3 outlets.

Installation in R595-1 cabinet



The assembly of the manifolds inside the R595-1 cabinet using the appropriate R598K sliding supports is carried out using horizontal guide rails, and therefore without constraints on positioning.

In addition, by taking advantage of the large openings in the lower part of the cabinet, users can easily install manifolds with different center distances.

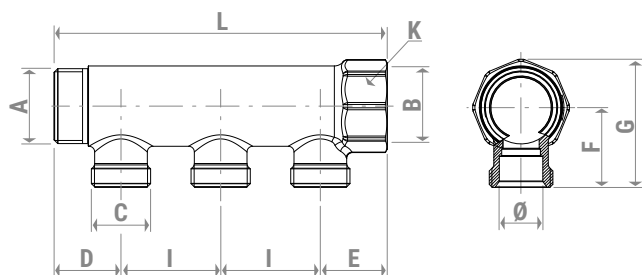
The example image shows the R585C manifolds complete with R594 end caps and R259D ball valves, installed in the R595-1 cabinet.

For cold domestic water is used a R585C manifold with 5 outlets.

For hot domestic water is used a R585C manifold with 3 outlets.

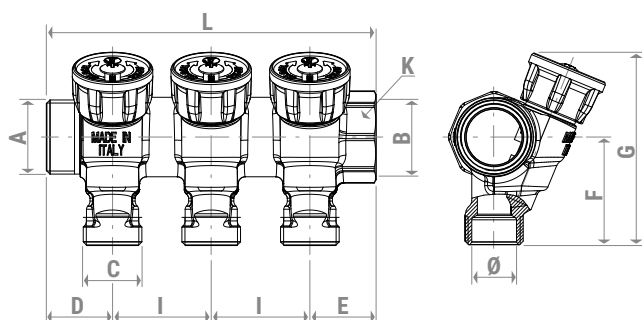
➤ Dimensions

R580C

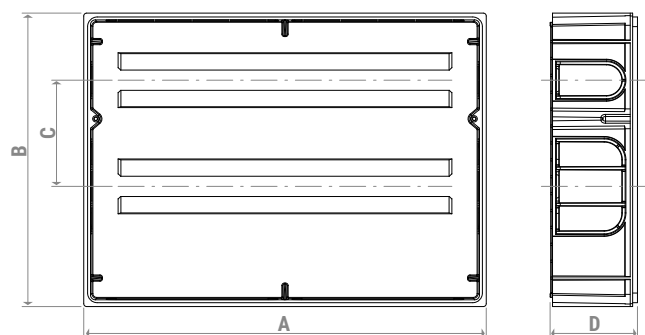


PRODUCT CODE	N. OF OUTLETS	A	B	C [mm]	Ø [mm]	D [mm]	E [mm]	F [mm]	G [mm]	I [mm]	K [mm]	L [mm]
R580CY072	2											82
R580CY073	3											117
R580CY074	4											152
R580CY075	5	G 3/4"M	G 3/4"F	G 1/2" flat seat	14	23,5	23,5	28,5	45	35	wr.31	187
R580CY076	6											222
R580CY077	7											257
R580CY078	8											292

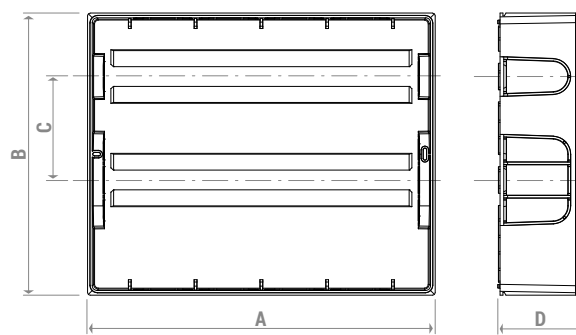
R585C



PRODUCT CODE	N. OF OUTLETS	A	B	C [mm]	Ø [mm]	D [mm]	E [mm]	F [mm]	G [mm]	I [mm]	K [mm]	L [mm]
R585CY072	2											82
R585CY073	3											117
R585CY074	4											152
R585CY075	5	G 3/4"M	G 3/4"F	G 1/2" flat seat	14	23,5	23,5	28,5	69	35	wr.31	187
R585CY076	6											222
R585CY077	7											257
R585CY078	8											292

R599

PRODUCT CODE	A [mm]	B [mm]	C [mm]	D [mm]
R599Y001	417	304	110	90

R595-1

PRODUCT CODE	A [mm]	B [mm]	C [mm]	D [mm]
R595AY002	370	300	110	90
R595BY002	520	300	110	90
R595CY002	670	300	110	90

Product specifications

R580C - outlets 1/2" flat seat

Modular simple brass manifold for domestic water systems. Connections: G 3/4" x G 1/2" flat seat. Available from 2 to 8 outlets. Fluids of use: water, glycol solution (max. 30 % glycol). Temperature range: 5-100 °C. Max working pressure: 10 bar. Outlets center distance: 35 mm for G 3/4" x G 1/2"; 40 mm for G 1" x 3/4"E. Manifold body: CW617N - EN 12165 brass. Stopper: CW614N - EN 12164 brass.

R585C - outlets 1/2" flat seat

Modular brass manifold for domestic water systems, with shut-off cocks. Connections: G 3/4" x G 1/2" flat seat. Available from 2 to 8 outlets. Equipped with manual handwheels with identification plates for the various usage points. Fluids of use: water, glycol solution (max. 30 % glycol). Temperature range: 5-100 °C. Max working pressure: 10 bar. Outlets center distance: 50 mm. Manifold body: CW617N - EN 12165 brass. Handwheel plates: aluminium. Stopper: CW614N - EN 12164 brass.

⚠ Safety Warning. Installation, commissioning and periodical maintenance of the product must be carried out by qualified operators in compliance with national regulations and/or local standards. A qualified installer must take all required measures, including use of Individual Protection Devices, for his and others' safety. An improper installation may damage people, animals or objects towards which Giacomini S.p.A. may not be held liable.

♻ Package Disposal. Carton boxes: paper recycling. Plastic bags and bubble wrap: plastic recycling.

ℹ Additional information. For more information, go to giacomini.com or contact our technical assistance service. This document provides only general indications. Giacomini S.p.A. may change at any time, without notice and for technical or commercial reasons, the items included herewith. The information included in this technical sheet do not exempt the user from strictly complying with the rules and good practice standards in force.

♻ Product Disposal. Do not dispose of product as municipal waste at the end of its life cycle. Dispose of product at a special recycling platform managed by local authorities or at retailers providing this type of service.