

R580C-2, R585C-2



Water
Management

Modular brass manifolds for domestic water, outlets Base 16

Datasheet
0218EN 05/2025



R580C-2



R585C-2

Modular manifolds for domestic water, made of brass, with or without shut-off cocks.

The manifolds with shut-off cocks are equipped with manual handwheels with identification plates for the various usage points. Optionally, end caps, ball valves and cabinet can be ordered to complete the manifolds.

Versions and product codes

R580C-2

PRODUCT CODE	CONNECTIONS MANIFOLD x OUTLETS	N. OF OUTLETS
R580CY022	G 3/4" x B.16	2
R580CY023		3
R580CY024		4
R580CY042	G 1" x B.16	2
R580CY043		3
R580CY044		4

R585C-2

PRODUCT CODE	CONNECTIONS MANIFOLD x OUTLETS	N. OF OUTLETS
R585CY022	G 3/4" x B.16	2
R585CY023		3
R585CY024		4
R585CY042	G 1" x B.16	2
R585CY043		3
R585CY044		4

Completion codes

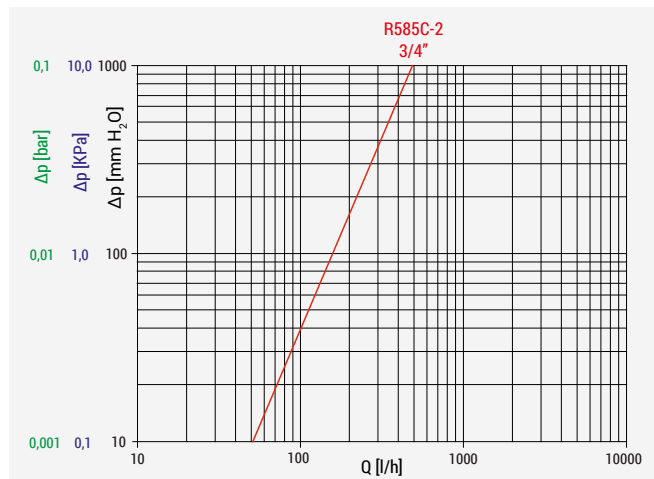
- R599: plastic cabinet with lid, depth 90 mm
- R598K: pair of plastic supports for R599 cabinet
- R592D: brass end plug, male thread, with self-sealing gasket
- R594: brass end cap, female thread, with gasket
- R179AM: Base 16 adaptor for plastic or multilayer pipes
- R179: Base 16 adaptor for plastic pipes
- R178: Base 16 adaptor for copper pipes
- RM179: multi-jaw straight press fitting with Base 16 nut, for plastic or multilayer pipes
- Shut-off ball valves

Technical data

Characteristics

- Fluids of use: water, glycol solutions (max. 30 % of glycol)
- Temperature range: 5÷100 °C
- Max working pressure: 10 bar
- Outlets center distance:
 - manifolds R580C-2: 35 mm
 - manifolds R585C-2: 50 mm
- Shut-off cocks with manual handwheel (R585C-2)

Loss of pressure

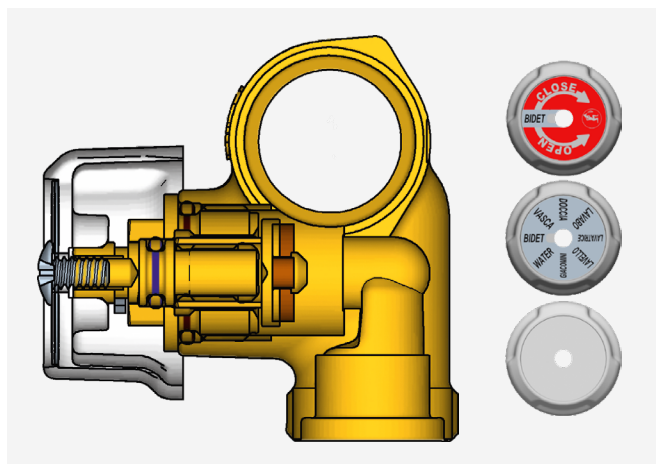


Materials

- Manifold body: CW617N - UNI EN 12165 brass
- Stopper: CW614N - UNI EN 12164 brass
- Handwheel: ABS (R585C)
- Handwheel plates: aluminium (R585C-2)

PRODUCT CODE	SIZE	Kv
R585C-2	G 3/4" x B.16	1,6

Main features



The manifolds are produced using a moulded body, which gives them a combination of extreme solidity and reduced roughness, obtained by machining to remove burrs on all interior surfaces.

The R585C-2 manifold cross-section shows how the connections have been designed so as to offer the widest passage possible. In addition, the stopper seal is guaranteed by an EPDM front gasket.

The shut-off valve is made by two pieces so the space occupied by the manifold is not affected by the position of the stopper; this prevents the handwheels from obstructing the cabinet door during ordinary operation, that is with the shut-off cocks completely or partially open.

On modular manifolds no surface finishing treatment is used, with a view to minimizing the amount of impurities in the alloy, thus complying with the requirements set out by the European Directive EC 98/83.

The handwheels of the R585C-2 manifolds are connected to the shut-off valve by a screw and are equipped with two plates:

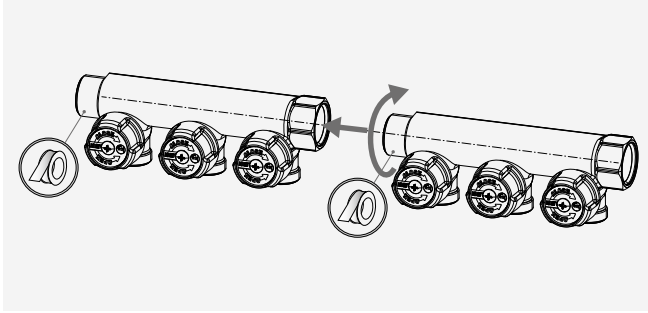
- one indicates the corresponding user;
- the other, red or blue, overlaps the first one and promptly displays whether hot or cold domestic water is flowing inside the manifold.

This enables to streamline the quantity of stocked products.

Installation

⚠ WARNING. Installation must be carried out by qualified operators according to the instructions provided.

Assembling manifolds



The modular manifolds, available in versions with 2 to 4 outlets, are supplied disassembled.

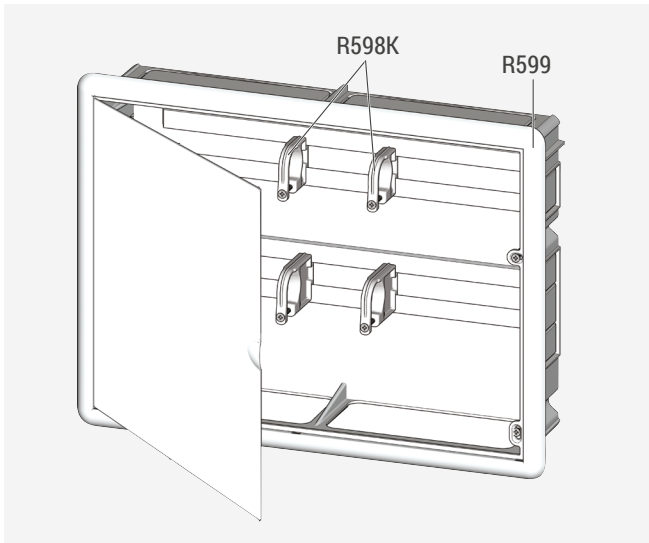
To assemble them screw manually until they are perfectly aligned.

To ensure hydraulic sealing, use hemp or PTFE on the male thread of the manifold.

Once screwed together, do not unscrew the manifolds to avoid compromising the hydraulic seal.

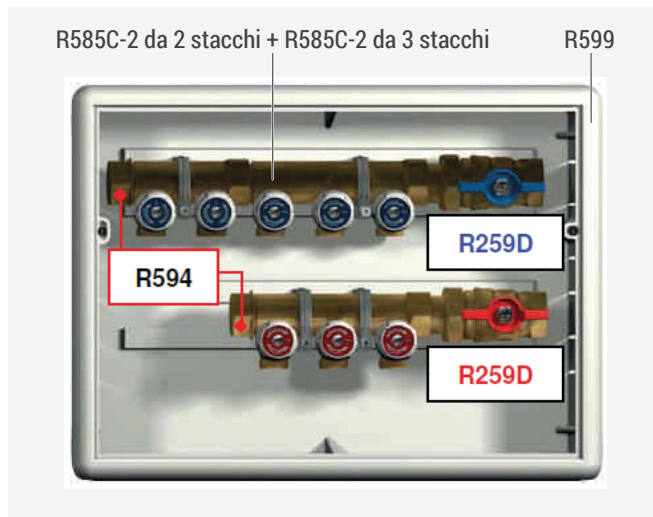
If necessary, reposition the hemp or PTFE on the male thread before screwing them in again.

Installation in R599 cabinet



Manifolds are installed in the R599 cabinet on horizontal rails using the special R598K sliding supports, offering total freedom of positioning.

In addition, the large slots on the bottom of the cabinet enable to easily install manifolds with different center distances. No tool is required to open the door to quickly activate the shut-off cocks and it can be securely closed fitting it in the grooves on the frame surface.



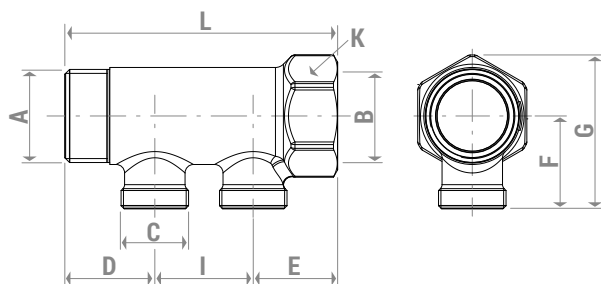
The example image shows the R585C-2 manifolds with R594 end caps and R259D ball valves, installed in the R599 cabinet.

For cold domestic water are used two R585C-2 manifolds with 2 and 3 outlets, mounted in series with each other.

For hot domestic water is used a R585C-2 manifold with 3 outlets.

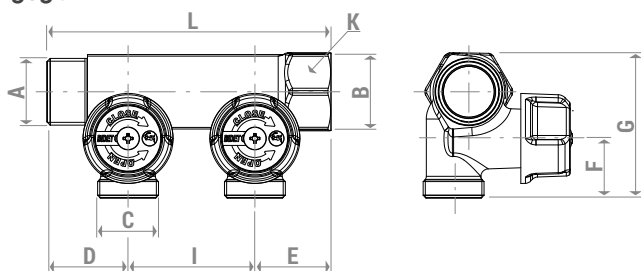
➤ Dimensions

R580C-2



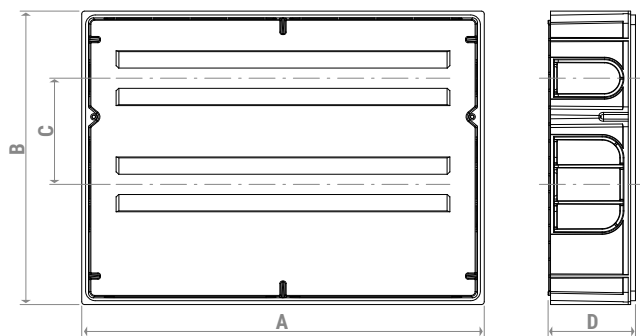
PRODUCT CODE	N. OF OUTLETS	A	B	C [mm]	D [mm]	E [mm]	F [mm]	G [mm]	I [mm]	K [mm]	L [mm]
R580CY022	2										97
R580CY023	3	G 3/4"M	G 3/4"F	B.16	32	30	28	46	35	wr.31	132
R580CY024	4										167
R580CY042	2										97
R580CY043	3	G 1"M	G 1"F	B.16	32	30	33	55	35	wr. 39	132
R580CY044	4										167

R585C-2



PRODUCT CODE	N. OF OUTLETS	A	B	C [mm]	D [mm]	E [mm]	F [mm]	G [mm]	I [mm]	K [mm]	L [mm]
R585CY022	2										112
R585CY023	3	G 3/4"M	G 3/4"F	B.16	32	30	42	58	50	wr.31	162
R585CY024	4										212
R585CY042	2										112
R585CY043	3	G 1"M	G 1"F	B.16	32	30	45	65	50	wr.39	162
R585CY044	4										212

R599



PRODUCT CODE	A [mm]	B [mm]	C [mm]	D [mm]
R599Y001	417	304	110	90

Product specifications

R580C-2

Modular simple brass manifold for domestic water systems. Connections: G 3/4" x Base 16 or G 1" x Base 16. Available from 2 to 4 outlets. Fluids of use: water, glycol solution (max. 30 % glycol). Temperature range: 5÷100 °C. Max working pressure: 10 bar. Outlets center distance: 35 mm. Manifold body: CW617N - UNI EN 12165 brass. Stopper: CW614N - UNI EN 12164 brass.

R585C-2

Modular brass manifold for domestic water systems, with shut-off cocks. Connections: G 3/4" x Base 16 or G 1" x Base 16. Available from 2 to 4 outlets. Equipped with manual handwheels with identification plates for the various usage points. Fluids of use: water, glycol solution (max. 30 % glycol). Temperature range: 5÷100 °C. Max working pressure: 10 bar. Outlets center distance: 50 mm. Manifold body: CW617N - UNI EN 12165 brass. Handwheel plates: aluminium. Stopper: CW614N - UNI EN 12164 brass.

⚠ Safety Warning. Installation, commissioning and periodical maintenance of the product must be carried out by qualified operators in compliance with national regulations and/or local standards. A qualified installer must take all required measures, including use of Individual Protection Devices, for his and others' safety. An improper installation may damage people, animals or objects towards which Giacomini S.p.A. may not be held liable.

♻ Package Disposal. Carton boxes: paper recycling. Plastic bags and bubble wrap: plastic recycling.

ℹ Additional information. For more information, go to giacomini.com or contact our technical assistance service. This document provides only general indications. Giacomini S.p.A. may change at any time, without notice and for technical or commercial reasons, the items included herewith. The information included in this technical sheet do not exempt the user from strictly complying with the rules and good practice standards in force.

♻ Product Disposal. Do not dispose of product as municipal waste at the end of its life cycle. Dispose of product at a special recycling platform managed by local authorities or at retailers providing this type of service.