


R439KFC



Energy
Management

Fan coil connection kit with valve, lockshield and fittings

Datasheet
1165EN 10/2025



Kit with 3/4"E connections and increased Kv for installation with fan coils.

The kit includes:

- insulated supply valve with handwheel and M30 x 1,5 mm connection;
- insulated angle lockshield with mechanical adjustment through 6-mm hexagonal wrench;
- straight spacer fitting with manual air vent;
- two 90° elbow fittings.

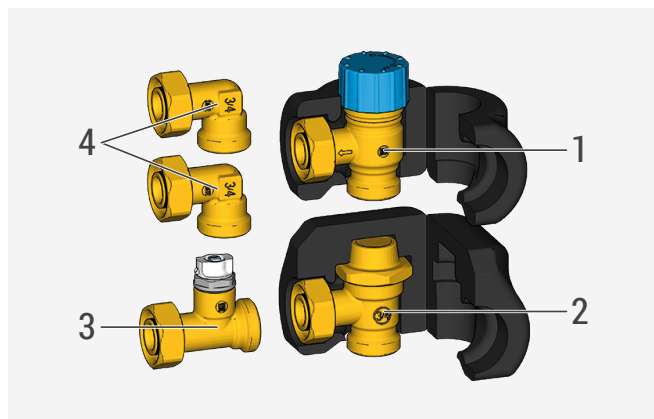
Versions and product codes

PRODUCT CODE	CONNECTIONS
R439KFCY001	3/4"E

Accessories

- **R473HEX001:** 230 V thermo-electric actuator, normally closed, M30 x 1,5 mm connection
- **R74Y001:** square wrench for air vent adjustment

Components



- | | |
|---|----------------------------------------------------------|
| 1 | Valve with thermostatic option, handwheel and insulation |
| 2 | Control lockshield with insulation |
| 3 | Spacer with manual air vent |
| 4 | 90° elbow fittings |

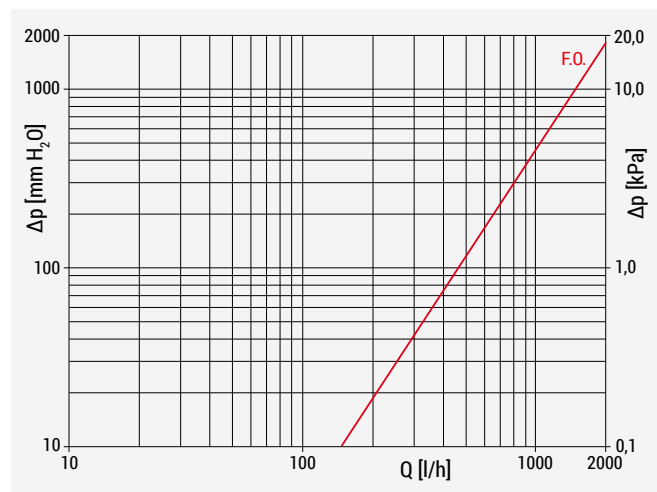
Technical data

Performance

- Fluids: water and glycol-based solutions (max 30 %)
- Temperature range: 5÷110 °C
- Max working pressure: 10 bar
- Air vent relief capacity: 30 l/h at 2 bar per 1 opening turn

Hydraulic characteristics

Valve

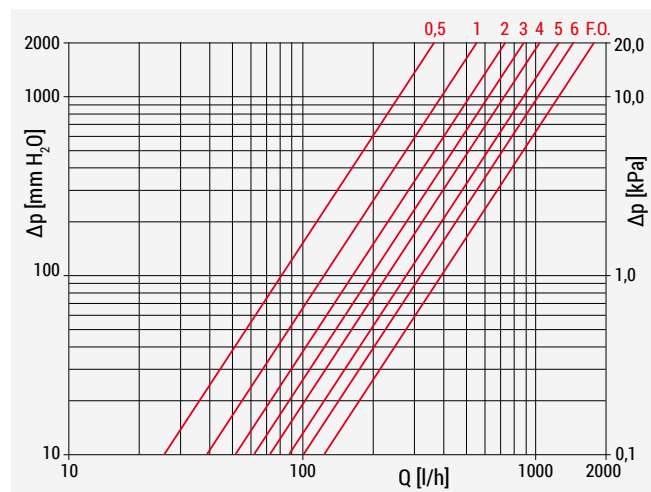


Curve	F.O.
Kv	4,57

Materials

- Body and main components: EN 12165 CW617N brass
- Valve control stem: stainless steel
- Valve handwheel: PP-H
- Seal elements: EPDM
- Insulation: polyethylene foam

Lockshield



N. of turns	0,5	1	2	3	4	5	6	F.O.
Kv	0,81	1,30	1,70	1,98	2,38	2,72	3,20	3,65

NOTE. Number of turns of the lockshield from the Fully-Closed position.

► Installation

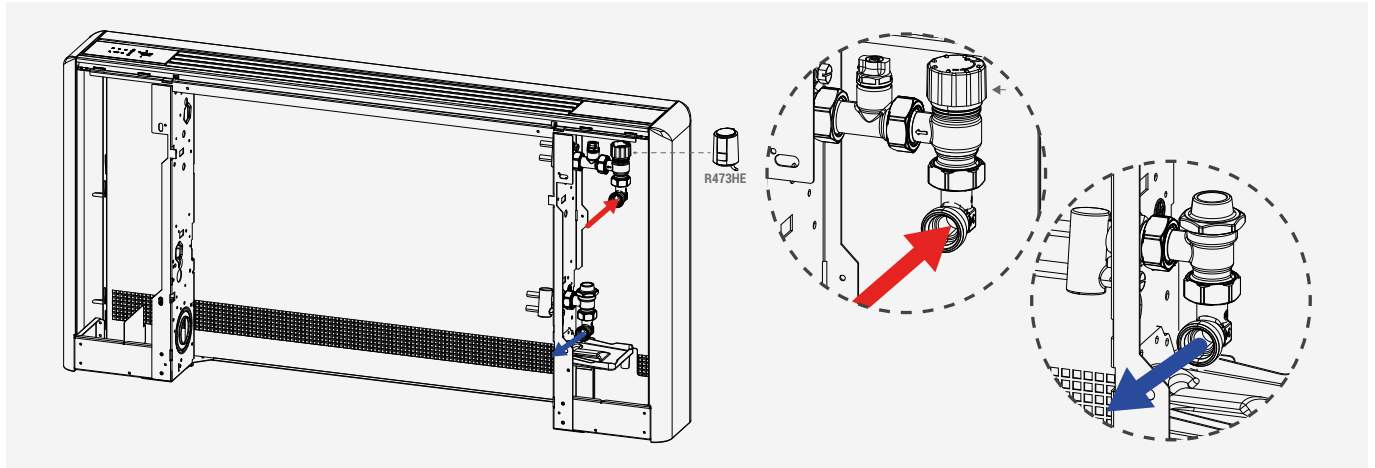
The R439KFC kit can be installed on a variety of fan coils with 3/4"E connections.

The system can include all components or only a number of them based on the installation requirements (for example, the spacer fitting or the two 90° elbow fittings can be left out).

The R473HE thermo-electric actuator can also be installed in place of the valve handwheel and it can be controlled by a chronothermostat.

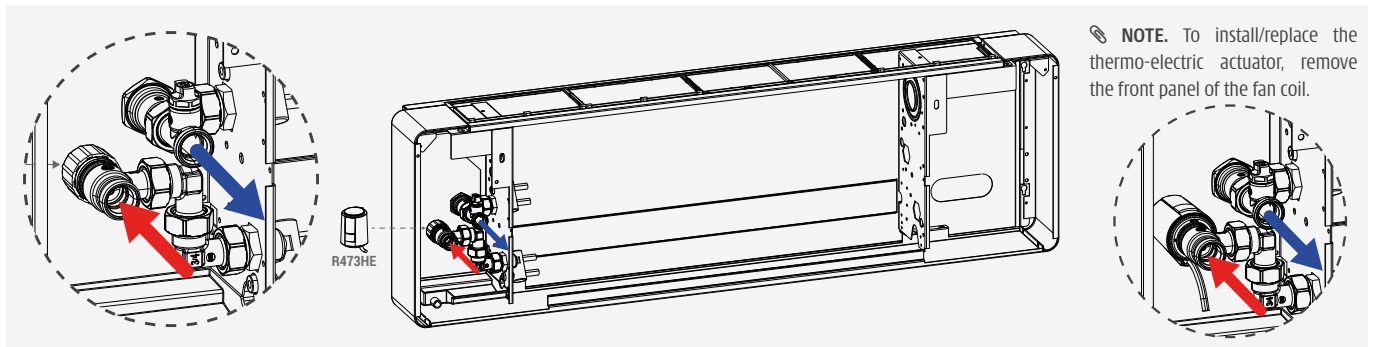
Example of a fan coil assembly for low wall-mounting of KFC-WD

The spacer with the air vent is installed on the highest connection of the fan coil while the 90° elbow fittings are installed upstream of the valve and lockshield to shut off the system wall-in pipes.



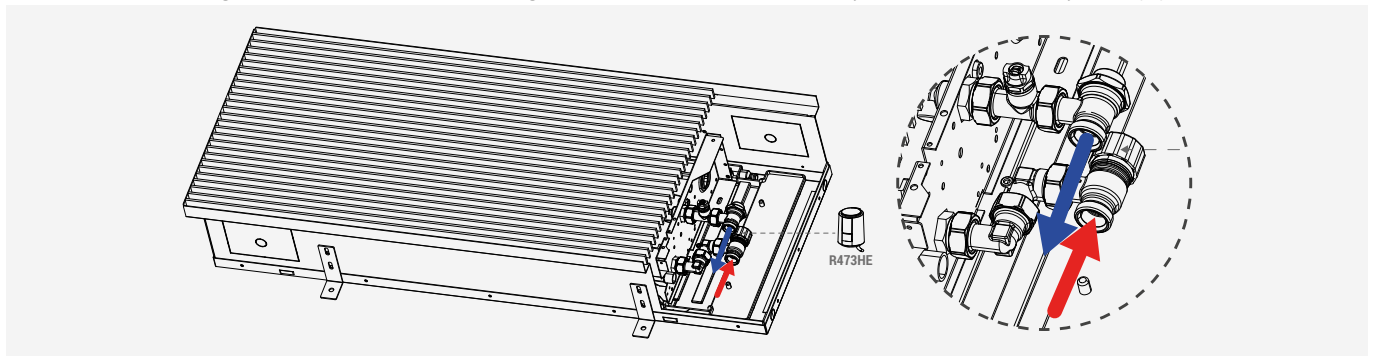
Example of a fan coil assembly for high wall-mounting of KFC-WU

The spacer with the air vent is installed on the highest connection of the fan coil while the 90° elbow fittings are installed one after the other to align the valve at the same height of the lockshield and easily connect it to the system pipes.



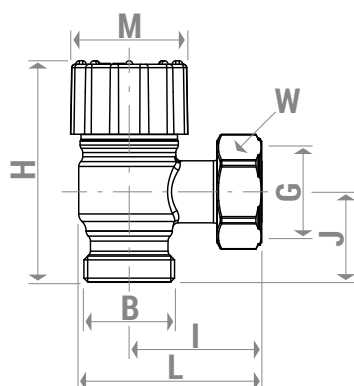
Example of a fan coil for in-floor installation of KFC-F

The spacer with the air vent is installed on the highest connection of the fan coil while the 90° elbow fittings are installed one after the other to align the valve at the same height of the lockshield and easily connect it to the system pipes.



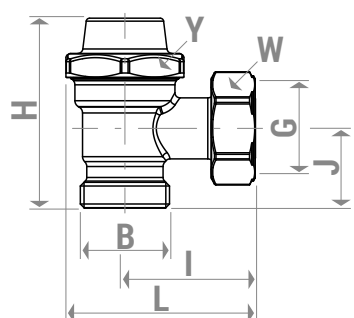
➤ Dimensions

Valve



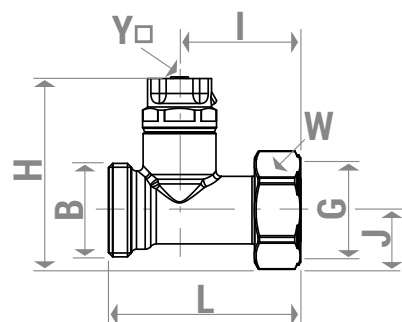
G x B	H [mm]	I [mm]	J [mm]	L [mm]	M [mm]	W [mm]
3/4"E x 3/4"E	64	39	26	56	34	30

Lockshield



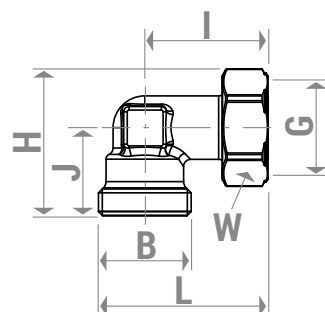
G x B	H [mm]	I [mm]	J [mm]	L [mm]	Y [mm]	W [mm]
3/4"E x 3/4"E	56	39	24	56	35	30

Spacer fitting



G x B	H [mm]	I [mm]	J [mm]	L [mm]	Y [mm]	W [mm]
3/4" E x 3/4"E	56	34	17	54	5	30

90° elbow fittings





G x B	H [mm]	I [mm]	J [mm]	L [mm]	W [mm]
3/4"E x 3/4"E	42	35	25	48	30


Product specifications


R439KFC

Kit with 3/4"E connections and increased Kv for installation with fan coils. The kit includes: insulated supply valve with handwheel and M30 x 1,5 mm connection; insulated angle lockshield with mechanical adjustment through 6-mm hexagonal wrench; straight spacer fitting with manual air vent; two 90° elbow fittings. Fluids: water and glycol-based solutions (max 30 %). Temperature range: 5÷110 °C. Max working pressure: 10 bar. Air vent relief capacity: 30 l/h at 2 bar per 1 opening turn. Body and main components: EN 12165 CW617N brass. Valve control stem: stainless steel. Valve handwheel: PP-H. Seal elements: EPDM. Insulation: polyethylene foam

 **Safety Warning.** Installation, commissioning and periodical maintenance of the product must be carried out by qualified operators in compliance with national regulations and/or local standards. A qualified installer must take all required measures, including use of Individual Protection Devices, for his and others' safety. An improper installation may damage people, animals or objects towards which Giacomini S.p.A. may not be held liable.

 **Package Disposal.** Carton boxes: paper recycling. Plastic bags and bubble wrap: plastic recycling.

 **Additional information.** For more information, go to giacomini.com or contact our technical assistance service. This document provides only general indications. Giacomini S.p.A. may change at any time, without notice and for technical or commercial reasons, the items included herewith. The information included in this technical sheet do not exempt the user from strictly complying with the rules and good practice standards in force.

 **Product Disposal.** Do not dispose of product as municipal waste at the end of its life cycle. Dispose of product at a special recycling platform managed by local authorities or at retailers providing this type of service.