

Metal panels for suspended radiant ceilings

Datasheet
0993EN 07/2025



GK Ultra is a metal ceiling system particularly suitable for heating and cooling of open spaces: offices, halls, commercial areas, airports, schools.

It features a 1500x1500 mm modularity and supporting crossed structure.

The hanging system provides state-of-the-art planarity and horizontality of the suspended ceiling.

The structure joints have no screws-bolts so it requires no tools for assembly, providing the utmost safety and cutting down installation times.

The panels are connected to the structure through hinges and springs to provide enhanced firmness to the system. Plasterboard is generally used for side compensation.

➤ Versions and product codes

VERSIONS	SERIES	PRODUCT CODE	FINISH PANEL	COLOR	TYPE	ACTIVATION	MODULE DIMENSIONS [mm]	PANEL DIMENSIONS [mm]	EMPTY WEIGHT [kg]
GK Ultra	K150C	K150CX302	Perforated R2516	White RAL 9016	Active	Type C100 6 diffusers	1500 x 1500	1340 x 1340	22
		K150CX301	Perforated R2516	White RAL 9016	Active	Type C100 8 diffusers	1500 x 1500	1340 x 1340	25

NOTE. The panels and structure type are customizable based on the technical and architectural requirements of the system.

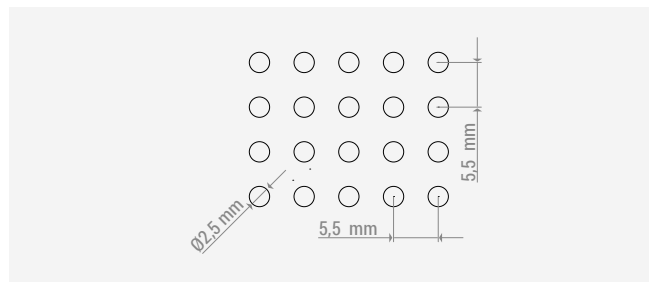
Technical data

Technical characteristics

- Galvanized steel sheet panel RAL 9016 powder coated, thickness 0,8 mm, with non-woven fabric layer applied for enhanced soundabsorption
- Activation type: C100 with 6 or 8 anodized aluminum thermal diffusers
- Copper pipe coil \varnothing 16 mm
- Anchoring to exposed crossed structure
- Reaction to fire class: 0
- Hydraulic circuit Kv: 1,43
- Panel water content: K150CX302: 1,2 l
K150CX301: 1,6 l

Standard perforation

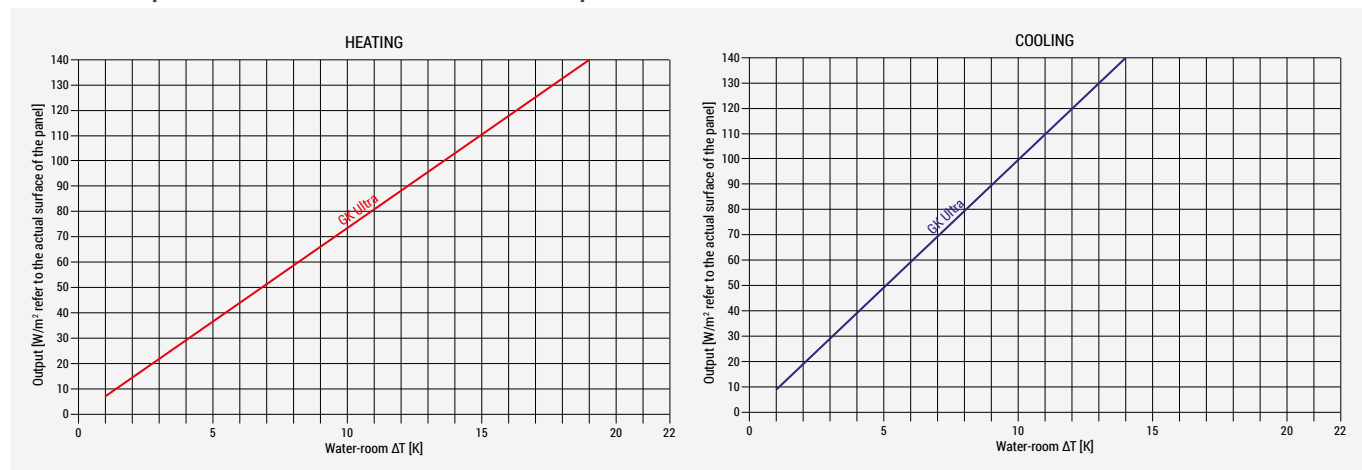
Available as smooth and perforated; the latter features \varnothing 2,5 mm holes on the entire surface, except for the 22 mm-wide perimetric zone (16% hole percentage).



Thermal outputs according to EN standards referred to active area

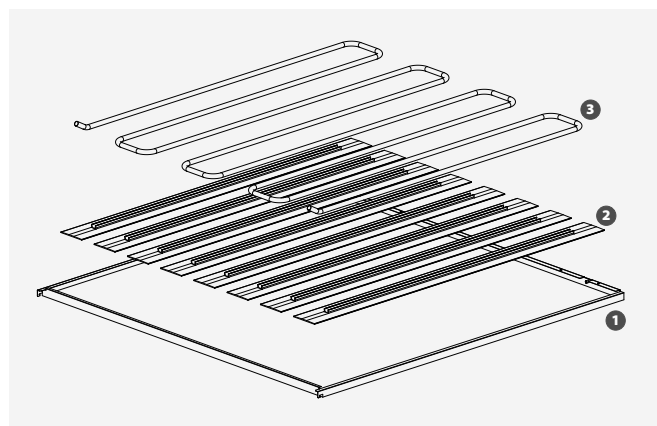
HEATING (ACCORDING TO EN14037)	COOLING (ACCORDING TO EN14240)
134 W/m ² with water-room ΔT 15 K	108 W/m ² with water-room ΔT 8 K

Thermal outputs referred to actual surface of the panel



 **NOTE.** Thermal outputs according to thermostatic chamber tests. Outputs refer to actual surface of the panel.

Components



- 1 Galvanized steel panel with glued TNT sheet
- 2 100x1320 mm aluminum thermal diffusers
- 3 \varnothing 16 mm copper pipe coil

➤ Connection and distribution system

Anchoring to exposed crossed structure

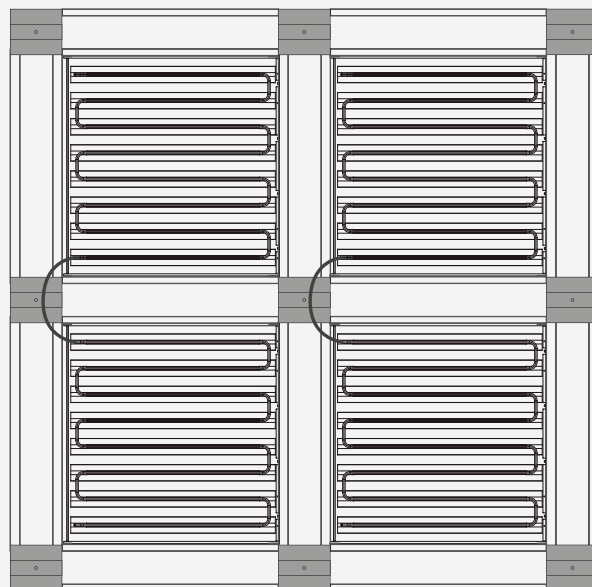
The panel has two fix hooks on one side around which it can pivot.

On the opposite side, there are spring-loaded hooks that push back to open the panel.

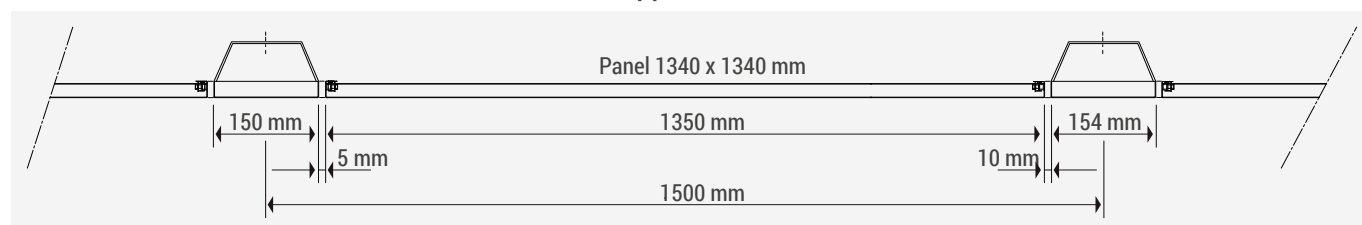
The panel can be disconnected, pivoted by 90° and positioned vertically to access the suspended ceiling and plenum for inspection or maintenance of other systems, also when the system is ON.

It features a 1500x1500 mm modularity and supporting crossed structure.

The hanging system provides state-of-the-art planarity and horizontality of the suspended ceiling.




Section view of crossed structure with 154 mm base supports



Closing the radiant surface

Once the hydraulic connection and the seal test are completed (as described in datasheet 0414EN), the radiant surface must be closed with inactive compensation panels.

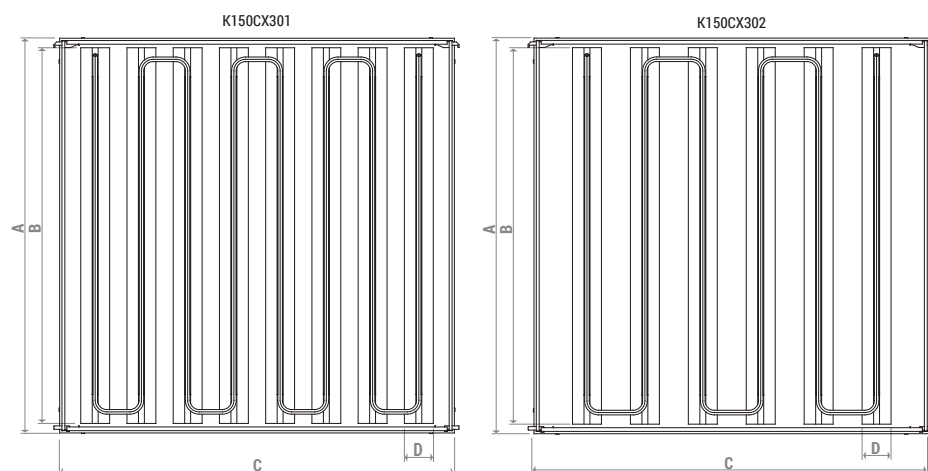
➤ Hydraulic connections



Panel-panel and panel-manifold connections must be carried out using pre-assembled kits K85RS, consisting of a flexible pipe with anti-oxygen barrier, stainless steel mesh sleeve and 16 mm RS push-fittings.

⚠ WARNING. RS push-fittings must be connected only to hard-drawn or annealed copper pipes.

DimensionS



VERSIONS	SERIES	PRODUCT CODE	TYPE	A [mm]	B [mm]	C [mm]	D [mm]
GK Ultra	K150C	K150CX302	Active	1340	1310	1340	100
		K150CX301	Active	1340	1310	1340	100

Product specifications

K150CX302

Active galvanized steel sheet panel RAL 9016 powder coated, and with non-woven fabric layer applied for enhanced soundabsorption, installation on exposed crossed structure. Activation consisting of 6 100x1310 mm anodized aluminum thermal diffusers. Hydraulic circuit with 16 mm copper pipe coil. Pivot opening system with two hooks fitted in special support holes. Dimensions of suspended ceiling module 1500x1500 mm. Panel dimensions 1340x1340 mm. Panel thickness: 0,8 mm.

K150CX301

Active galvanized steel sheet panel RAL 9016 powder coated, and with non-woven fabric layer applied for enhanced soundabsorption, installation on exposed crossed structure. Activation consisting of 8 100x1310 mm anodized aluminum thermal diffusers. Hydraulic circuit with 16 mm copper pipe coil. Pivot opening system with two hooks fitted in special support holes. Dimensions of suspended ceiling module 1500x1500 mm. Panel dimensions 1340x1340 mm. Panel thickness: 0,8 mm.

⚠ Safety Warning. Installation, commissioning and periodical maintenance of the product must be carried out by qualified operators in compliance with national regulations and/or local standards. A qualified installer must take all required measures, including use of Individual Protection Devices, for his and others' safety. An improper installation may damage people, animals or objects towards which Giacomini S.p.A. may not be held liable.

♻ Package Disposal. Carton boxes: paper recycling. Plastic bags and bubble wrap: plastic recycling.

ℹ Additional information. For more information, go to giacomini.com or contact our technical assistance service. This document provides only general indications. Giacomini S.p.A. may change at any time, without notice and for technical or commercial reasons, the items included herewith. The information included in this technical sheet do not exempt the user from strictly complying with the rules and good practice standards in force.

🗑 Product Disposal. Do not dispose of product as municipal waste at the end of its life cycle. Dispose of product at a special recycling platform managed by local authorities or at retailers providing this type of service.